
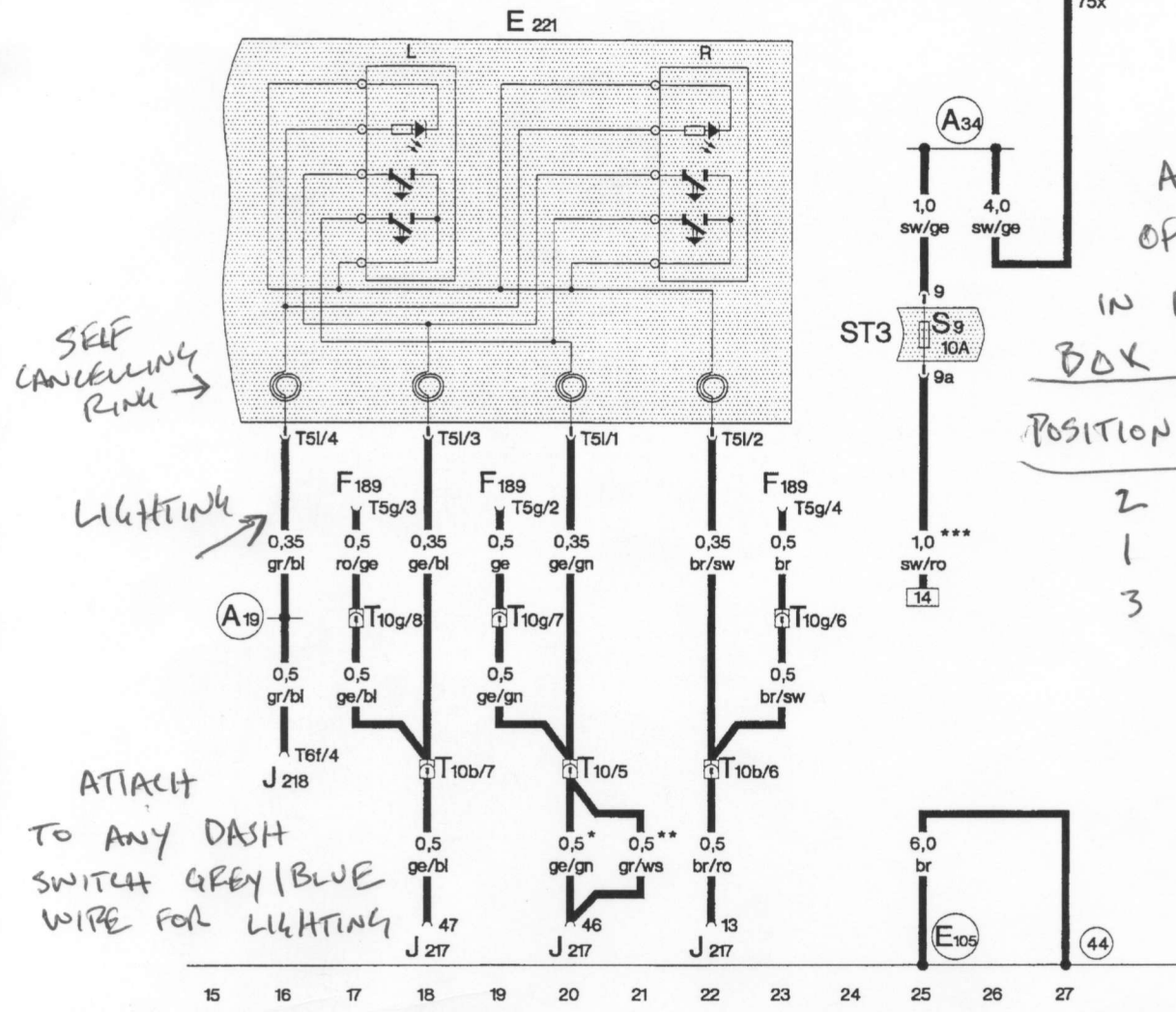
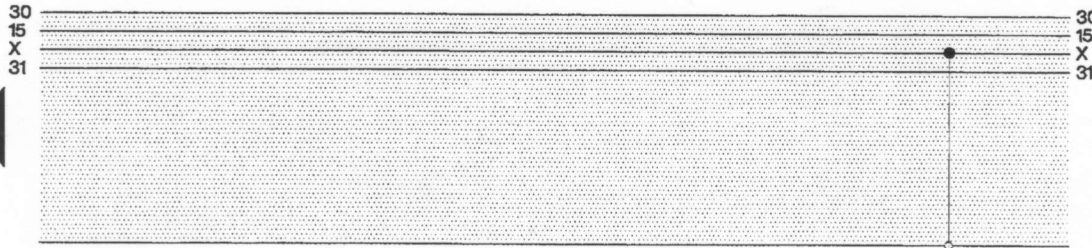


97-18292

- D - Ignition/Starter Switch
 - F 189 - Tiptronic Switch
 - J 217 - Transmission Control Module (TCM)
 - N 110 - Shift Lock Solenoid
 - S 6 - Fuse
 - T 2 ae - Double Connector, black, near selector lever
 - T 2 af - Double Connector, yellow, near selector lever
 - T 5 f - 5-Pin Connector, red, near selector lever
 - T 5 g - 5-Pin Connector, black, near selector lever
 - T 6 e - 6-Pin Connector, brown, connector station electronic box plenum chamber
 - T 10 - 10-Pin Connector, blue, connector station electronic box plenum chamber
 - T 10 a - 10-Pin Connector, black, connector station electronic box plenum chamber
 - T 10 b - 10-Pin Connector, yellow, connector station electronic box plenum chamber
 - T 10 c - 10-Pin Connector, green, connector station electronic box plenum chamber
-
- (43) - Ground connection, on right A-pillar, lower part
 - (102) - Ground connection, in transmission wiring harness
 - (604) - Ground connection, illumination for selector lever
 - (A2) - Plus connection (15), in instrument panel wiring harness
 - (E113) - Ground connection, in instrument panel wiring harness
-
- * - Vehicles with Tiptronic

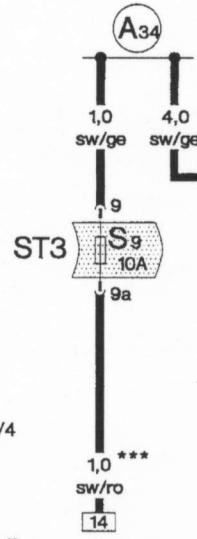




SELF CANCELING RINKE →

LIGHTING →

ATTACH TO ANY DASH SWITCH GREY/BLUE WIRE FOR LIGHTING



ALTERNATE METHOD OF CONNECTION IN ELECTRONICS BOX

POSITION	CONNECT TO
2	T10b/6
1	T10/5
3	T10b/7

ws = white
sw = black
ro = red
gn = green
br = brown
bl = blue
gr = gray
li = violet
ge = yellow
or = orange

97-20376

- E 221 - Control unit in steering wheel
 - F 189 - Tiptronic Switch
 - J 217 - Transmission Control Module (TCM)
 - J 218 - Instrument Cluster Combination Processor
 - S 9 - Fuse
 - T 5 g - 5-Pin Connector, black, near selector lever
 - T 5 l - 5-Pin Connector, black, behind steering column switch cover
 - T 6 f - 6-Pin Connector, black, on instrument cluster
 - T 10 - 10-Pin Connector, blue, connector station electronic box plenum chamber
 - T 10 b - 10-Pin Connector, yellow, connector station electronic box plenum chamber
 - T 10 g - 10-Pin Connector, black, near selector lever
 - (44) - Ground connection, on left A-pillar, lower part
 - (A19) - Wire connection (58d), in instrument panel wiring harness
 - (A34) - Wire connection (75x), in instrument panel wiring harness
 - (E105) - Ground connection, in instrument panel wiring harness left
- * - Vehicles with 4,2 l engine
** - Vehicles with 3,7 l engine
*** - Vehicles with Heated steering wheel