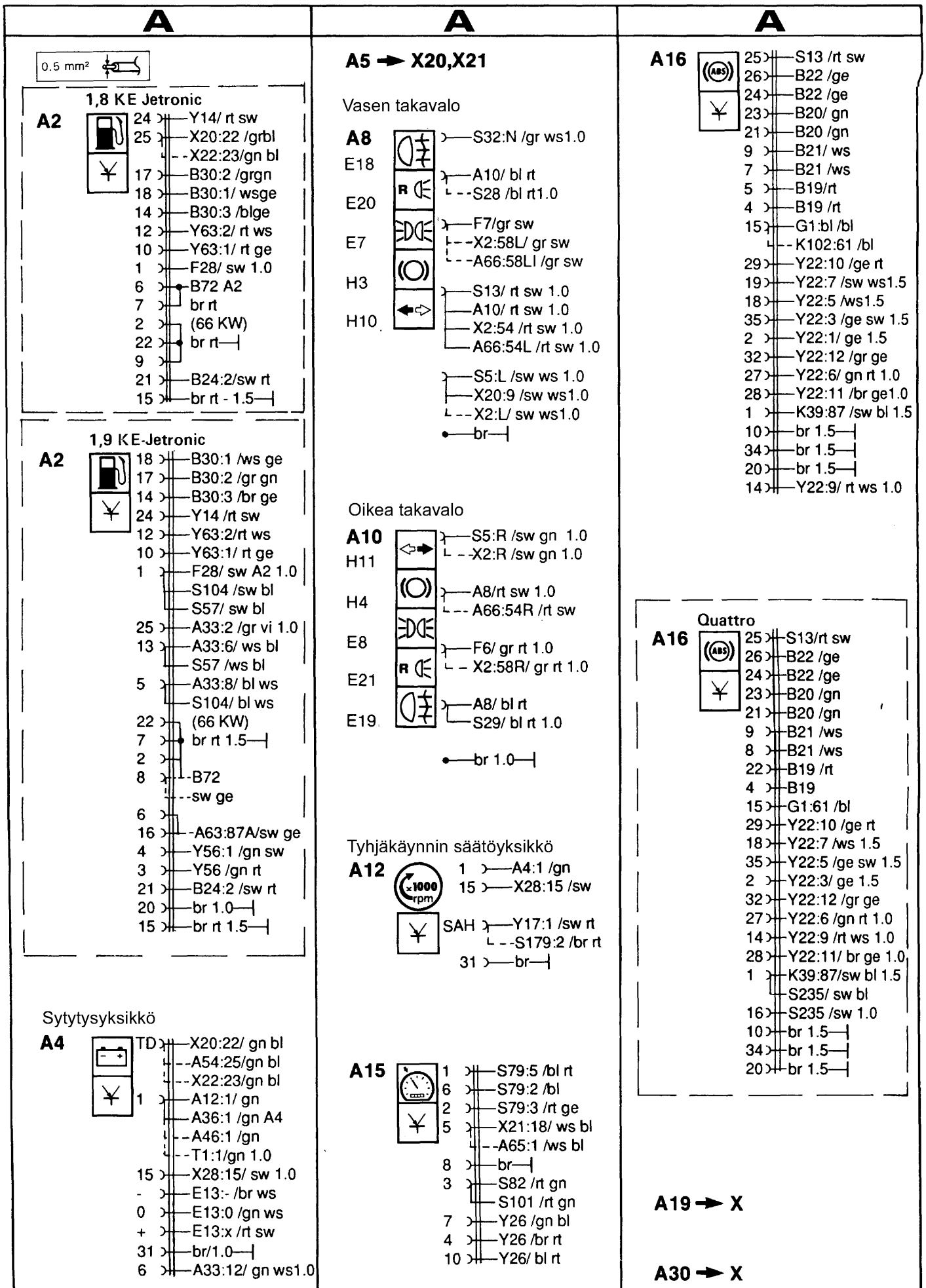


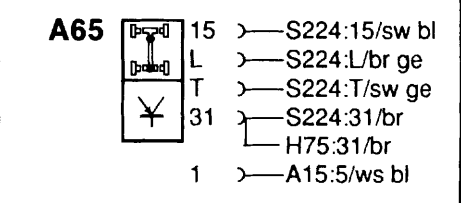
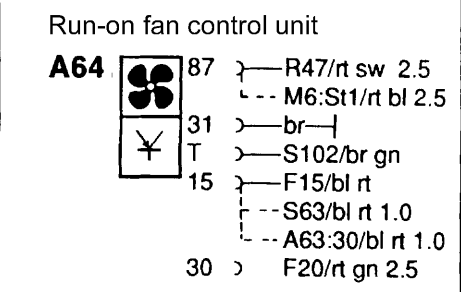
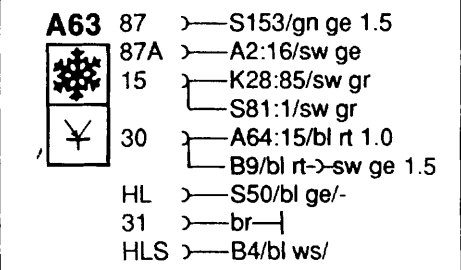
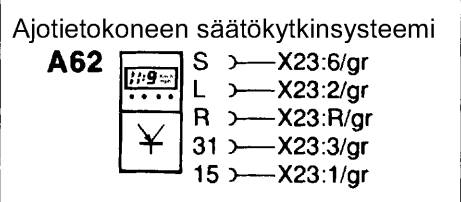
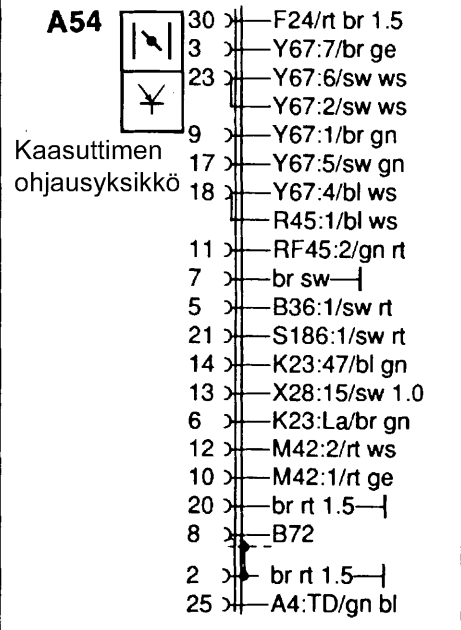
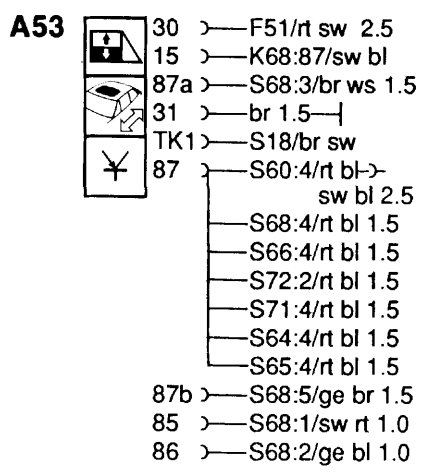
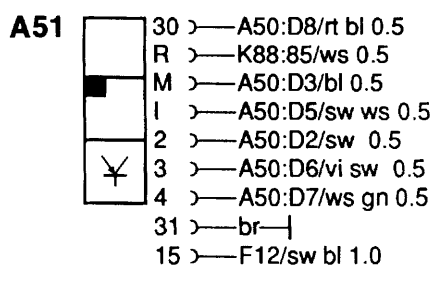
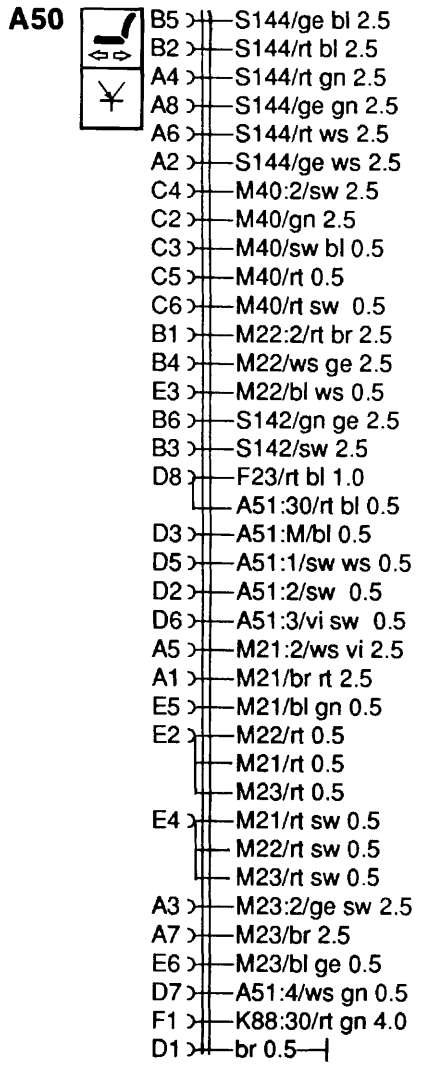
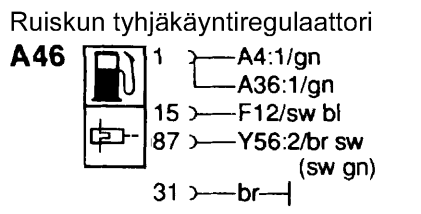
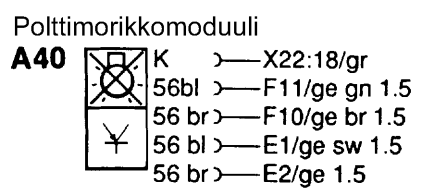
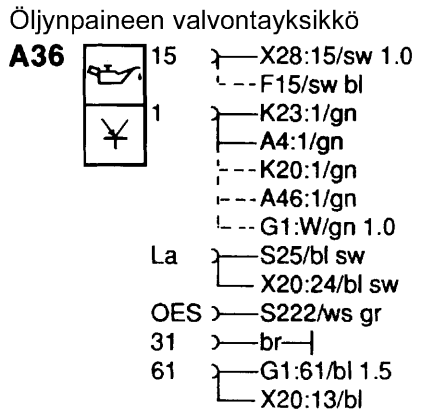
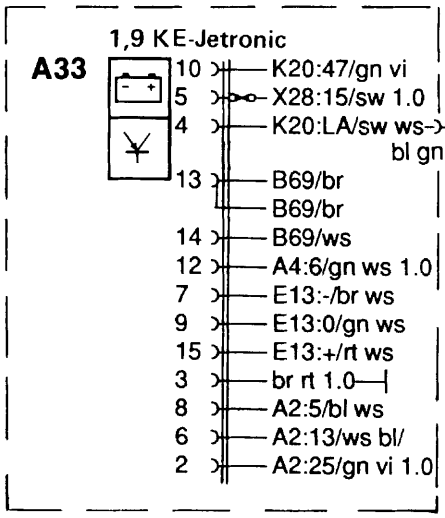
3.1 Audi 80/90 1986—

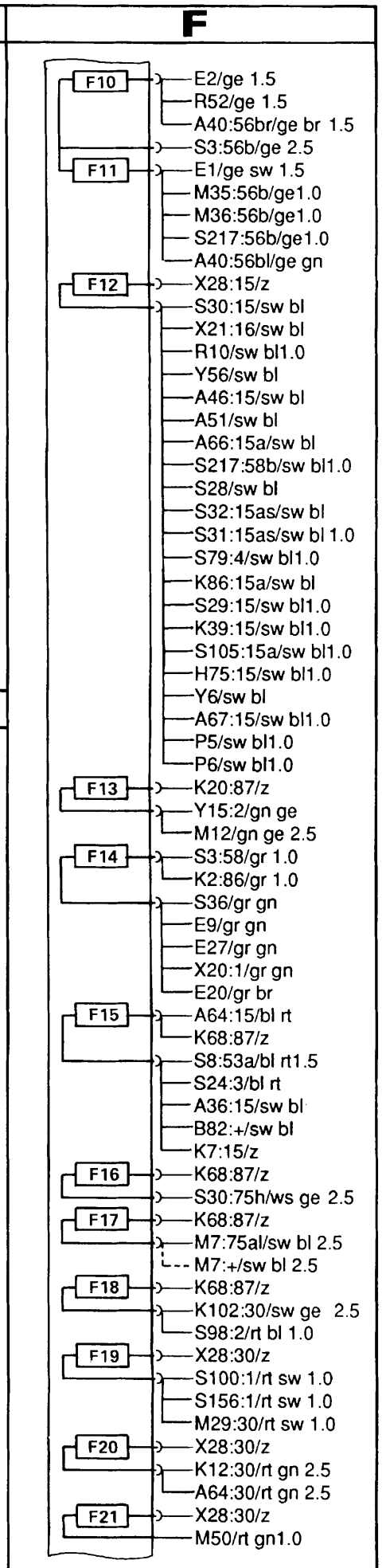
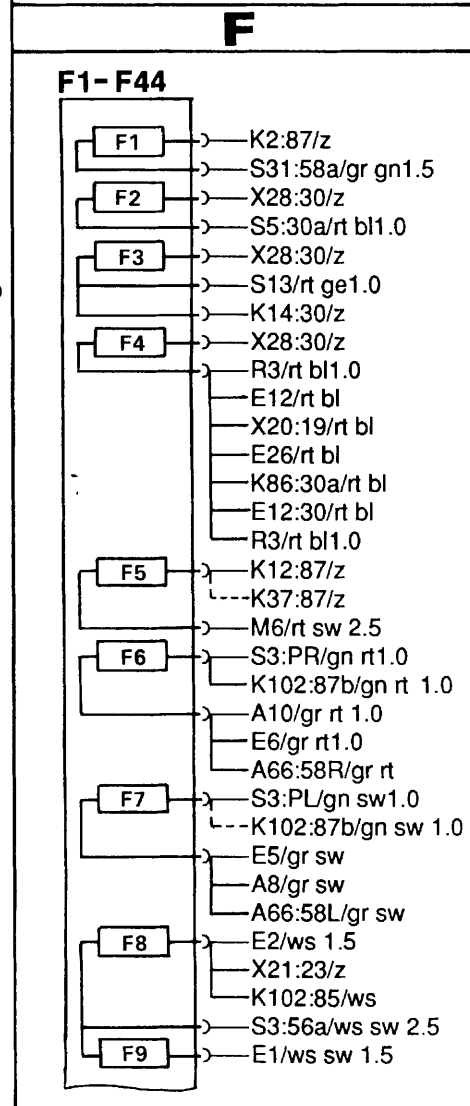
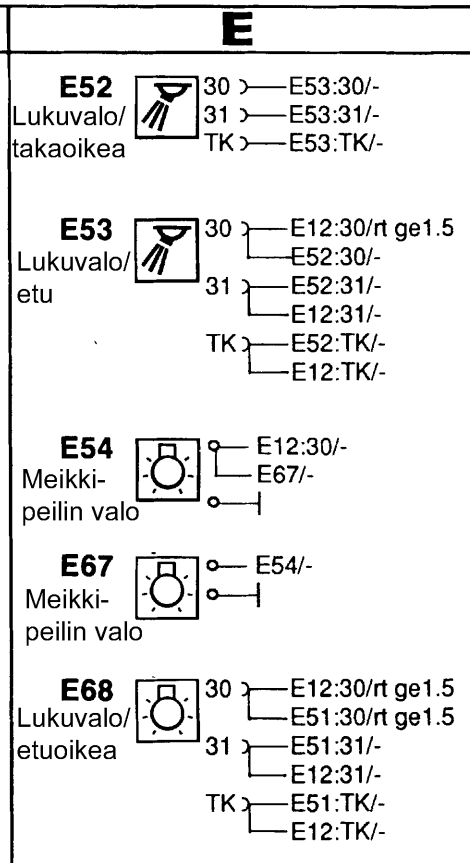
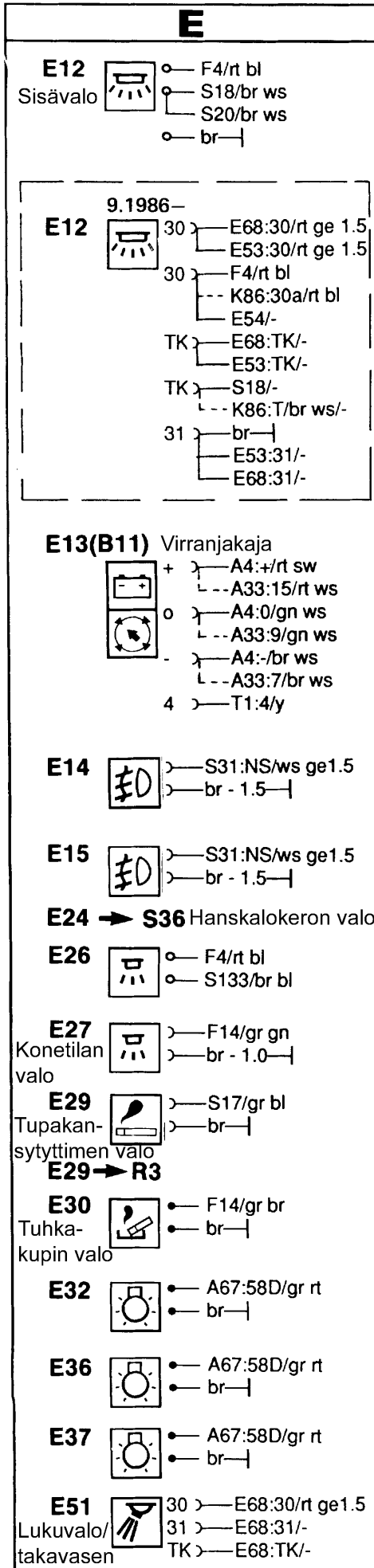


A

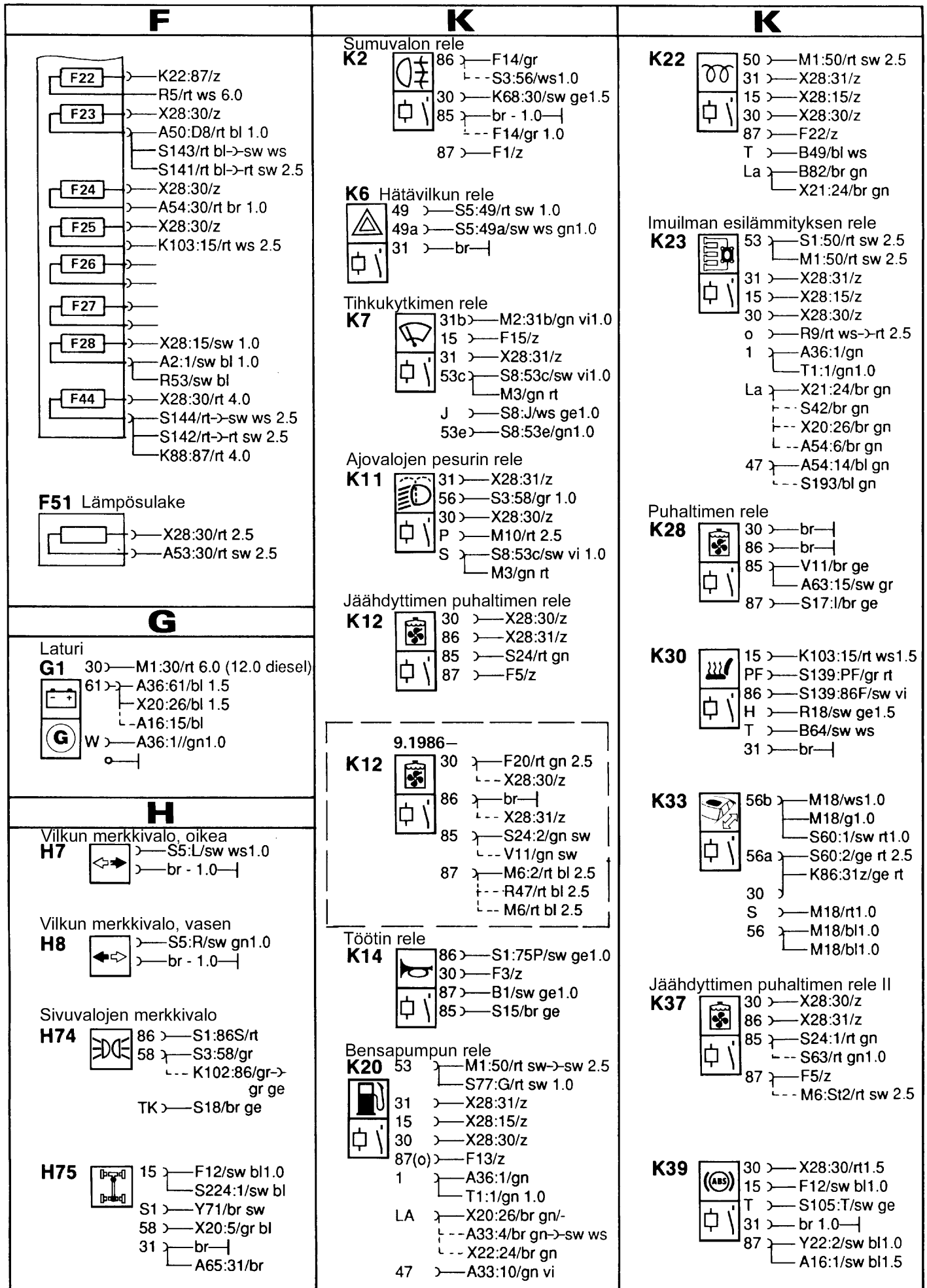
A

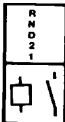


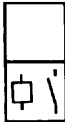




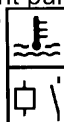



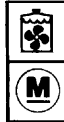

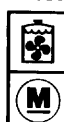




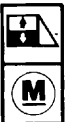
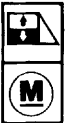

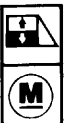


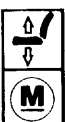
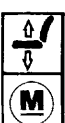
A




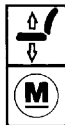














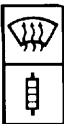



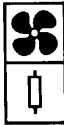
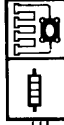






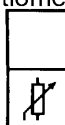
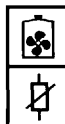





3.5 Audi 80/90 1986—



K	K	M
<p>K55  30 } S1:50/rt sw 2.5 86 } 87 } M1:50/rt sw 2.5 85 } S28:PN/br bl-> bl rt 1.0</p> <p>Power saving relay K68  30 } X28:30/z 86 } X28:31/z 85 } S1:75P/sw ge1.0 87 } F15/z F17/z F16/z K2:30/sw ge1.5 F18/z A53:15/sw bl S139:15/sw ge 1.0</p> <p>Sisälampun rele K86  31Z } K33:30/ge rt 31L } S18/br rt 15a } F12/sw bl T } S19/br ws S18/br ws 30a } F4/rt bl E12:30/rt bl 31 } br</p> <p>Fuel injectors cooling relay K87  85 6 } S196/br gn 87 8 } M39:2/rt br 1.5 30 2 } rt 86 4 } X28:30/br gn</p> <p>K88  85 } A51:R/ws1.0 30 } A50:F1/rt gn 4.0 86 } A50:E1/br ws 0.5 87a } br br 87 } F44/rt 4.0</p> <p>Dim-dip relay K102  30 } F18/sw ge 2.5 85 } F8/ws 86 } H74:58/gr ge->gr 87 } R52/gn ge1.5</p> <div style="border: 1px solid black; padding: 5px; margin-top: 10px;"> <p>(N) (S) K102  87 } R52/ge sw (gn ge) 87b } F6/gn rt1.0 1.5 F7/gn sw 1.0 30 } X28:30/rt 4.0 31 } br 61 } A16:15/bl 51 } S3:58/gr</p> </div> <p>K103  PF } S140:PF/gn bl 86 } S140:87F/gn ws 15 } K30:15/rt ws1.5 F25/rt ws 2.5 31 } br T } B65/gn sw H } R17/sw rt 2.5</p>	<p>Coolant pump relay K105  87 } M50/br ws 1.0 S223/br ws 86 } M1:50/rt ws1.0 85 } br 1.0 30 }</p> <hr/> <p style="text-align: center;">M</p> <p>M1 30 } C1:+/sw 16.0 G1:30/rt 6.0 (12.0 diesel)  15A } S166:1/sw 1.0 50 } S1:50/sw rt 2.5 K23:53/sw->rt sw 2.5 K20:53/sw->rt sw 2.5 K22:50/rt sw 2.5 K105:50/rt sw 1.0 K55:87/rt sw 2.5</p> <p>Startti</p> <p>Pyyhkijän moottori M2  31b } K7:31b/gn vi1.0 53a } S8:53a/bl rt1.0 53b } S8:53b/gn ge1.0 53 } S8:53/sw gr 1.5 31 } br - 1.0</p> <p>Pesuriin moottori M3  } K11:S/gn rt K7:53c/gn rt br 1.0</p> <p>Jäähdyttimen puhaltimen moottori M6  } F5/rt sw 2.5 br</p> <div style="border: 1px solid black; padding: 5px; margin-top: 10px;"> <p>9.1986— M6  St.2 } K37:87/rt sw 2.5 F5/rt sw 2.5 St.1 } K12:87/rt bl 2.5 A64:87/rt bl 2.5 31 } br 2.5</p> </div> <div style="border: 1px solid black; padding: 5px; margin-top: 10px;"> <p>Diesel M6  1 } F5/rt sw 2.0 2 } K12:87/rt bl 2.5 3 } br 2.5</p> </div> <p>Lämmittimen moottori M7  75a } F17/sw bl 2.5 St.4 } S17:IV/br rt 2.5 St.3 } S17:III/br ws 2.5 St.2 } S17:II/br bl 1.5 St.1 } S17:I/br ge1.5</p> <div style="border: 1px solid black; padding: 5px; margin-top: 10px;"> <p>AC M7  + } F17/sw bl 2.5 - } S17:IV/br rt 2.5</p> </div>	<p>Lampupesuriin moottori M10  } K11:P/rt 2.5 br - 2.5</p> <p>Bensapumppu M12  1 } br - 2.5 2 } F13/gn ge 1.5</p> <p>M14  } S68:1/sw gn-> sw rt1.5 S68:2/sw-> ge bl1.5</p> <p>M15  } S65:1/sw 1.5 S65:2/sw gn1.5</p> <p>M16  } S70:1/sw 1.5 S70:2/sw gn1.5</p> <p>M17  } S67:1/sw 1.5 S67:2/sw gn1.5</p> <p>M18 (S88)  } K33:56b/ws1.0 K33:56/bl1.0 sw 1.0 gn 1.0 K33:56b/ge 1.0 K33:56/bl 1.0 K33:S/rt1.0</p> <p>M21  2 } A50:A5/ws vi 2.5 A50:A1/br rt 2.5 A50:E5/bl gn 0.5 A50:E2/rt 0.5 A50:E4/rt sw 0.5</p> <p>M22  2 } A50:B1/rt br 2.5 A50:B4/ws ge 2.5 A50:E3/bl ws 0.5 A50:E2/rt 0.5 A50:E4/rt sw 0.5</p> <p>M23  2 } A50:A3/ge sw 2.5 A50:A7/br 2.5 A50:E6/bl ge 0.5 A50:E2/rt 0.5 A50:E4/rt sw 0.5</p>

3.7 Audi 80/90 1986—

M	M	R
<p>M24  1 > S143/ge ws 2.5 2 > S143/rt sw 2.5</p> <p>M25  1 > S143/rt gn 2.5 2 > S143/ge gn 2.5</p> <p>M26  1 > S143/ge bl 2.5 2 > S143/rt bl 2.5</p> <p>M27  4 > S30:4/ws 1.0 8 > S98:4/ge sw 10 > S98:3/rt ge 9 > S98:1/gn M28:9/gn 2 > br - 1.0</p> <p>M28 (R27)  4 > S30:4/ws 1.0 8 > S98:7/ws bl 10 > S98:6/ws sw 9 > M27:9/gn 2 > br 1.0</p> <p>M29  S2 > S100:2/gn bl 1.0 30 > F19/rt sw 1.0 S1 > S156:2/gn rt 1.0 31 > br 1.0</p> <p>M35  56b > F11/ge 1.0 G > S217/br ws1.0 31 > S217/br bl1.0</p> <p>M36  56b > F11/ge1.0 G > S217:G/br ws1.0 31 > S217:31/br bl1.0</p> <p>Fuel injectors, cooling blower motor</p> <p>M39  2 > K87:87/rt br 1.5 1 > br 1.5</p> <p>M40  2 > A50:C4/sw 2.5 > A50:C2/gn 2.5 > A50:C3/sw bl 0.5 > A50:C5/rt 0.5 > A50:C6/rt sw 0.5</p> <p>M41  2 > S141/sw 2.5 1 > S141/gn 2.5</p>	<p>M42  1 > A54:10/rt ge 2 > A54:12/rt ws</p> <p>Coolant pump motor</p> <p>M50  > F21/rt gn1.0 > K105:87/br ws1.0</p> <hr/> <p style="text-align: center;">P</p> <p>P1  + > A67:15/sw bl - > br</p> <p>P5  G > B5/gn sw 31 > br > F12/sw bl 1.0</p> <p>P6  31 > br G > B6/bl ws > F12/sw bl1.0</p> <hr/> <p style="text-align: center;">R</p> <p>Takalasin lämmitin</p> <p>R2  > S30:HS/ws 2.5 > sw 2.5</p> <p>Tupakansytytin</p> <p>R3  > F4/rt bl 1.0 > </p> <div style="border: 1px solid black; padding: 5px; margin: 10px 0;"> <p>R3 (E29)  > F4/rt bl1.0 > R16/rt bl1.0 > A67:58d/gr bl > br 1.0</p> </div> <p>R5  > F22/rt ws 6.0 > </p> <p>Lämmittimen moottorin vastus</p> <p>R6  St 4 > S17:IV/br rt 2.5 St 3 > S17:III/br ws 2.5 St 2 > S17:II/br bl1.5 St 1 > S17:I/br ge1.5</p> <p>Imuilman esilämmitin</p> <p>R9  > K23:0/rt->rt ws 2.5 > </p> <p>Part-throttle channel heater</p> <p>R10  > F12/sw bl1.0 > </p>	<p>Tupakansytytin II</p> <p>R16  > A67:58d/gr bl > R3/rt bl1.0 > br 1.0</p> <p>R17  > K103:H/sw rt 2.5 > R21/br bl 1.0</p> <p>R18  > K30:H/sw ge1.5 > R22/br bl1.0</p> <p>R21  > R17/br bl1.0 > br - 1.5</p> <p>R22  > R18/br bl1.0 > br - 1.5</p> <p>R27 → M28 Potentiometri</p> <p>R45  3 > br sw 2 > A54:11/gn rt 1 > A54:18/bl ws</p> <p>Fan run-on resistor</p> <p>R47  > K12:87/rt bl 2.5 > A64:87/rt sw 2.5</p> <p>Daytime running lamps resistor</p> <p>R52  > K102:87/gn ge (ge sw) 1.5 > F10/ge1.5</p> <p>R53  1 > br 1.0 2 > Y56:2/sw bl1.0 > F28/sw</p> <hr/> <p style="text-align: center;">S</p> <p>S1  30 > X28:30/rt 2.5 30 > 75P > K14:86/sw ge1.0 > K68:85/sw ge1.0 > S3:X/sw ge 2.5 > S8 15 > X28:15/sw 2.5 50 > M1:50/rt sw 2.5 > K23:53/rt sw 2.5 > K55:30/rt sw 2.5 86s > H74:86/rt P > S3:P/gr ge1.0</p>

S

Päävalokytkin S3

- 58 — H74:58/gr
- F14/gr1.0
- K11:56/gr1.0
- K102:51/gr
- PL — F7/gn ws1.0
- PR — F6/gr rt1.0
- 56b — F10/ge 2.5
- F11/ge 2.5
- 56a — F8/ws sw 2.5
- F9/ws sw 2.5
- 30 — X28:30/rt 2.5
- P — S1:P/gr ge1.0
- X — S1:75P/sw ge 2.5
- 56 — K2:86/ws 1.0

Vilkkukytkin S5

- 49a — K6:49a/sw ws gn 1.0
- 49 — K6:49/rt sw 1.0
- 30a — F2/rt bl1.0
- L — A8/sw ws1.0
- X20:9/sw ws1.0
- H7/sw ws1.0
- K — X21:25/bl gn
- R — A10/sw gn1.0
- X21:17/sw gn1.0
- H8/sw gn1.0
- S8:53a/-

Pyyhin/pesukytkin S8

- 53a — F15/bl rt1.5
- M2:53a/bl rt1.0
- S5/z
- 53e — K7:53e/gn1.0
- J — K7:J/ws ge1.0
- 53c — K7:53c/sw vi1.0
- K11:s/sw vi1.0
- 53 — M2:53/sw gr1.0
- 53b — M2:53b/gn ge1.0

Jarruvalokytkin S13

- F3/rt ge1.0
- A8/rt sw 1.0
- S79:6/rt sw
- A16:25/rt sw
- A66:54/rt sw 1.0

Töötin kytkin S15

- K14:85/br ge

Tuulettimen kytkin S17

- IV — M7:St 4/br rt 2.5
- III — M7:St 3/br ws 2.5
- II — M7:St 2/br bl1.5
- I — M7:St 1/br ge1.5
- X20:5/gr bl
- E29/gr bl
- br - 2.5

AC S17

- IV — M7:-/br rt 2.5
- R6:St 4/br rt 2.5
- III — R6:St 3/br ws 2.5
- II — R6:St 2/br bl1.5
- I — R6:St 1/br ge1.5
- K28:85/br ge
- 58d — X20:5/gr bl
- 31 — br 2.5

S

S18
Ovivalokytkin, etuvasen

- H47/br ge
- A53:TK 1/br sw
- S19/br ws
- E12:TK/br ws
- K86:31L/br rt
- K86:T/br ws
- S20/br ws

S19
Ovivalokytkin, etuoikea

- S18/br ws
- S21/br ws
- K86:T/br ws

S20
Ovivalokytkin, takavasen

- E12/br ws
- S21/br ws
- S18/br ws

S21
Ovivalokytkin, takaoikea

- S20/br ws
- S19/br ws

S24
Jäähdyttimen puhaltimen lämpökytkin

- K12:85/rt gn
- F15/bl rt
- K37:85/rt gn

9.1986—

S24

- 1 — K37:85/rt gn
- 2 — K12:85/gn sw
- 3 — F15/bl rt

S25
Öljynpaineen varoitusvalon kytkin

- A36:La/bl sw
- X22:17/ws gr

S28
Peruutusvalon kytkin

- F12/sw bl1.0
- A8/bl rt1.0

S29 (S28)

- PN — K55:85/br rt → br bl1.0
- 15 — F12/sw bl1.0
- R — A10/bl rt1.0
- 50 — br
- D2 — S79:4/sw

S30
Takalasinlämmittimen kytkin

- 75h — F16/ws ge 2.5
- 15 — X20:3/sw bl
- F12/sw bl
- 31 — br
- H5 — R2/ws 2.5
- M28:4/ws1.0
- M27:4/ws1.0

S

S31

- 58a — F1/gr gn1.5
- S32:58a/gr gn1.0
- 15a — F12/sw bl1.0
- 31 — br
- NS — S32:NS/ws ge1.0
- E14/ws ge1.5
- E15/ws ge1.5

Takasumuvalon kytkin S32

- N — A8/gr ws1.0
- 58a — S31:58a/gr gn1.0
- 15as — F12/sw bl
- 31 — br
- NS — S31:NS/ws ge1.0

Jarrunesteen varoitusvalon kytkin S33

- X20:11/gr ge
- br

Käsijarrun varoitusvalon kytkin S35

- X20:25/br ws
- br

Hanskalokeron valon kytkin S36 (E24)

- F14/gr gn
- br

Ryypyn valon kytkin S42

- K23:La/br gn
- br

Jäähdytyksen varoitusvalon kytkin S47 (B4)

- X20:10/bl ws → bl ge
- S50/bl ws → bl ge
- A63:HLS/bl ws
- X20:2/bl br

Diesel

S47

- X20:10/bl ws → bl ge
- S50/bl ws → bl ge

Jäähdytysnesteen määrän kytkin S50


















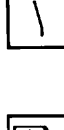


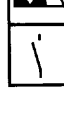







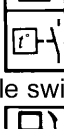

- X20:10/bl ge
- A63:HL/bl ge
- br






































































































Diesel

S50

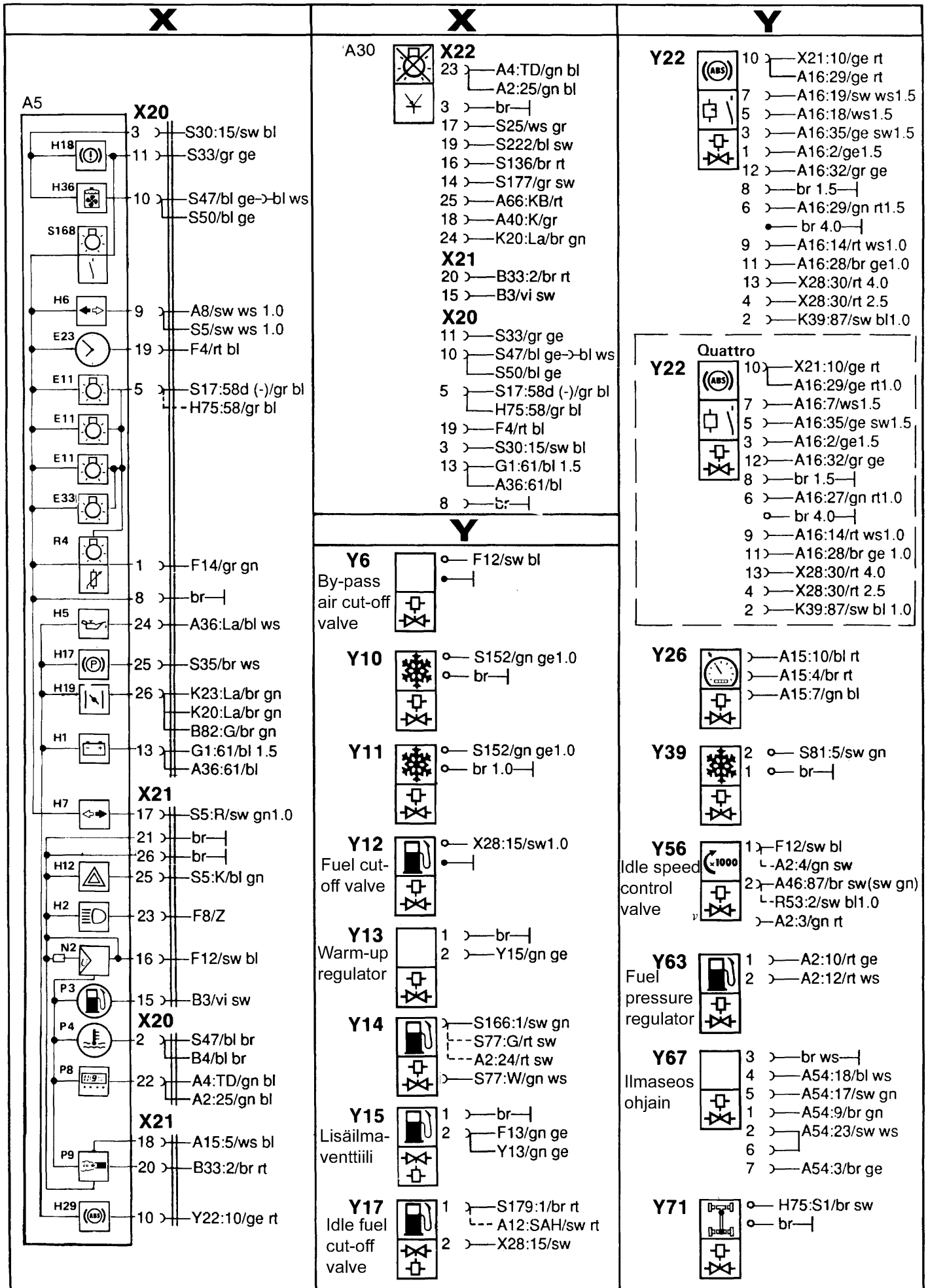
- S47/bl ge → bl ws
- br

3.9 Audi 80/90 1986—

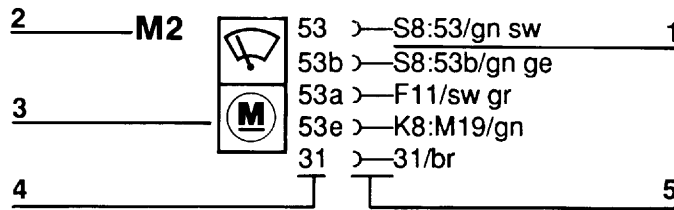
S	S	S
<p>S57 Tyhjäkäyntikytkin  <ul style="list-style-type: none"> ● A2:13/ws bl ● A2:1/sw bl </p>	<p>S72  <ul style="list-style-type: none"> 1 S70:4/br rt 2.5 2 S67:4/br rt 2.5 2 A53:87/rt bl 2.5 </p>	<p>Throttle valve system S112  <ul style="list-style-type: none"> 1 X28:15/sw 2 S166:2/sw gr </p>
<p>S60  <ul style="list-style-type: none"> 3 br - 2.5 4 A53:87/sw bl → rt bl 2.5 2 K33:56a/ge rt 2.5 1 K33:56b/sw rt 2.5 </p>	<p>S77  <ul style="list-style-type: none"> G K20:53/rt sw 1.0 Y14/rt sw W Y14/gn ws </p>	<p>Boot/tailgate contact switch S133  <ul style="list-style-type: none"> ○ E26/br bl ○ br </p>
<p>S63  <ul style="list-style-type: none"> ○ K37:85/rt gn ○ A64:15/bl rt 1.0 </p>	<p>S79  <ul style="list-style-type: none"> 6 S13/rt sw A16:25/rt sw 4 F12/sw bl 1.0 S29:D2/sw 3 A15:2/rt ge 2 A15:6/bl 5 A15:1/bl rt 1 S101/rt gn </p>	<p>Pesunestesäilön määrän kytkin S136  <ul style="list-style-type: none"> ○ X22:16/br rt ○ br </p>
<p>S64  <ul style="list-style-type: none"> 3 br 1.5 4 A53:87/rt bl 2.5 5 br 1.5 2 S65:S/sw gn 1.5 1 S65:3/ws 1.5 </p>	<p>Heater/AC motor switch II S81  <ul style="list-style-type: none"> 1 A63:15/sw gr 3 B9/bl rt → sw ge 1.5 2 br 5 Y39:2/sw gn </p>	<p>S139  <ul style="list-style-type: none"> 58B S140:15/sw ge 15 K68:87/sw ge 1.0 86F K30:86/sw vi PF K30:PF/gn rt 31 br S140:31/br </p>
<p>S65  <ul style="list-style-type: none"> 3 S64:1/ws 1.5 4 A53:87/rt bl 2.5 5 S64:2/sw gn 1.5 2 M15/sw gn 1.5 1 M15/sw 1.5 </p>	<p>S82  <ul style="list-style-type: none"> ○ A15:3/rt gn ○ S101/rt ge </p>	<p>S140  <ul style="list-style-type: none"> 56B sw ge 15 S139:56B/sw ge 87F K103:86/gn ws PF K103:PF/gn bl 31 S139:31/br </p>
<p>S66  <ul style="list-style-type: none"> 3 br - 1.5 4 A53:87/rt bl 1.5 5 br - 1.5 2 S70:5/ge 2.5 1 S70:3/ge sw 2.5 </p>	<p>S88 → M18</p>	<p>S141  <ul style="list-style-type: none"> ○ br ○ F23/rt sw → rt bl 2.5 ○ M41:2/sw 2.5 ○ M41:1/gn 2.5 </p>
<p>S67  <ul style="list-style-type: none"> 3 S71:1/gn ge 2.5 4 S70:4/br rt 2.5 S72:1/br rt 2.5 5 S71:2/sw ws 2.5 2 M17/sw gr 1.5 1 M17/sw 1.5 </p>	<p>S98  <ul style="list-style-type: none"> 2 F18/rt bl 1.0 7 M28:8/ws bl 4 M27:8/ge sw 6 M28:10/ws sw 3 M27:10/rt ge 1 M27:9/gn 5 br </p>	<p>S142  <ul style="list-style-type: none"> ○ F44/rt sw → rt 4.0 ○ br 2.5 ○ A50:B6/gn ge 2.5 ○ A50:B3/sw 2.5 </p>
<p>S68  <ul style="list-style-type: none"> 3 A53:87a/br ws 1.5 4 A53:87/rt bl 2.5 5 A53:87b/ge br 1.5 br - 1.5 2 M14/ge bl → sw 1.5 A53:86/ge bl 1.0 1 M14/sw rt → sw gn 1.5 A53:85/sw rt 1.0 </p>	<p>S100  <ul style="list-style-type: none"> 1 F19/rt sw 1.0 2 M29:S2/gn bl 1.0 3 br 1.0 </p>	<p>S143  <ul style="list-style-type: none"> ○ M25:2/rt gn 2.5 ○ M25:1/ge gn 2.5 ○ M26:2/rt bl 2.5 ○ M26:1/ge bl 2.5 ○ F23/sw ws → rt bl 2.5 ○ br 2.5 ○ M24:2/ge ws 2.5 ○ M24:1/rt ws 2.5 </p>
<p>S70  <ul style="list-style-type: none"> 3 S66:1/ge sw 2.5 5 S66:2/ge 2.5 4 S72:1/br rt 2.5 S67:4/br rt 2.5 2 M16/sw gn 1.5 1 S70:1/sw 1.5 </p>	<p>S101  <ul style="list-style-type: none"> ○ S79:1/rt gn ○ S82/rt ge ○ A15:3/rt gn </p>	<p>S144  <ul style="list-style-type: none"> ○ A50:B5/ge bl 2.5 ○ A50:B2/rt bl 2.5 ○ A50:A4/rt gn 2.5 ○ A50:A8/ge gn 2.5 ○ A50:A6/rt ws 2.5 ○ A50:A2/ge ws 2.5 ○ br 2.5 ○ F44/sw ws → rt 4.0 </p>
<p>S71  <ul style="list-style-type: none"> 3 br 1.5 4 A53:87/rt bl 2.5 5 br 1.5 2 S67:5/ws sw 2.5 1 S67:3/gn ge 2.5 </p>	<p>Jäähdytyspuhaltimen lämpökytkin II S102  <ul style="list-style-type: none"> ○ A64:T/br gn </p>	
	<p>Throttle switch S104  <ul style="list-style-type: none"> ● A2:5/bl sw ● A2:1/sw bl </p>	
	<p>S105  <ul style="list-style-type: none"> 15a F12/sw bl 1.0 15a T K39:T/sw ge 31 br </p>	

S	S	X
<p>S152  S153/gn sw → gn ge 1.5  Y10/gn ge 1.0  Y11/gn ge 1.0</p> <p>S153  S152/gn ge → gn sw 1.5  A63:87/gn ge 1.5</p> <p>S156  1 → F19/rt sw 1.0  2 → M29:S1/gn rt 1.0  3 → br 1.0</p> <p>Pressure regulator switch S166  1 → M1:15A/sw 1.0  2 → Y14/sw gn  S112:2/sw gr</p> <p>Hydraulitehostimen varoituskyskin S177  X22:14/gr sw  br</p> <p>DIS lämpökytkin S179  1 → Y17:1/br rt  2 → A12:SAH/br rt</p> <p>Moottorin lämpötilakytkin S186  1 → A54:21/sw rt  2 → br ws</p> <p>Imuilman esilämmityksen lämpökytkin S193  X23:47/bl gn  br</p> <p>Fuel injectors cooling thermoswitch S196  K87:85/br gn  br</p> <p>S217  G → M35/br ws 1.0  → M36/br ws 1.0  56b → F11/ge 1.0  58b → F12/sw bl 1.0  31 → M35/br bl 1.0  → M36/br bl 1.0  31 → br 1.0</p> <p>Öljynpainekytkin II S222  A36:OES/ws gr  X22:19/bl sw</p> <p>S223  K105:87/br ws</p>	<p>S224  15 → A65:15/sw bl  1 → H75:15/sw bl  L → A65:L/br ge  T → A65:T/sw ge  31 → A65:31/br  br</p> <p>S235  A16:1/sw bl 1.0  A16:16/sw 1.0</p> <p style="text-align: center;">T</p> <p>T1  15 → X28:15/sw 1.0  1 → K23:1/gn 1.0  → K20:1/gn 1.0  → A4:1/gn 1.0  4 → E13/y</p> <p style="text-align: center;">V</p> <p>V11  K28:85/br ge  K12:85/gn sw</p> <p style="text-align: center;">X</p> <p>X2  31 → br 1.0  R → A10/sw gn 1.0  58R → A10/gr rt 1.0  → A66:58R/gr rt  54 → A8/rt sw 1.0  → A66:54/rt sw 1.0  58L → A8/gr sw  → A66:58L/gr sw  L → A8/sw ws 1.0</p> <p>Instrument panel multi-plugs(X20-25)</p> <p>A19  X20  H18 1 → F14 /gr gn  5 → S17:58d (-) /gr bl  H22 → H75:58 /gr bl  3 → S30:15/ sw bl  19 → F4/ rt bl  H36 13 → G1:61 /bl 1.5  → A36:61/bl  8 → br  10 → S47 /bl ge → bl ws → S50 /bl ge 11 → S33 /gr ge</p> <p>X21 15 → B3/ vi sw 20 → B33:2/ br rt 16 → F12 /sw bl 21 → br</p>	<p>X23  6 → A62:S /gr  2 → A62:L /gr  4 → A62:R/gr  3 → A62:31/gr  1 → A62:15/gr  5  10  7 → B56:+/gr → ge sw  9 → B56:S/gr → gn  8 → B56:-/gr → ws vi</p> <p>Jakolaatikko X28 31 → K68:86/z  → K23:31/z  → K12:86/z  → K11:31/z  → K20:31/z  → K22:31/z  → K37:31/z  → K7:31/z  br  15 → S1:15/sw 2.5  → A12:15/sw  → Y17:2/sw  → T1:15/sw 1.0  → A4:15/sw  → A36:15/sw 1.0  → A54:13/sw 1.0  → S112/sw  → F28/z  → Y12/sw 1.0  → K23:15/z  → K20:15/z  → K22:15/z  → A33:5/sw 1.0  → F12/z  30 → C1:+/rt 6.0 (12.0 diesel)  → S1:30/rt 2.5  → S1:30/rt 2.5 → K68:30/z → K23:30/z → K12:30/z → S3:30/rt 2.5 → K11:30/z → K20:30/z → K22:30/z → K37:30/z → F17/z → F20/z → F3/z → F2/z → F4/z → F21/z → F24/z --- F51/rt 2.5 --- K103:15/rt 4.0 --- Y22:13/rt 4.0 --- Y22:4/rt 2.5 --- K39:30/rt 1.5 --- K102:30/rt 4.0 --- F44/rt 4.0 --- F23/z --- K87:87/br gn</p>

3.11 Audi 80/90 1986—




How to use the Autodata Diagram



1 Address Code

The Address Code identifies the destination and colour of a cable to another component terminal within the electrical system.



The Component Code shows the component to which the cable is connected at its other end.

→ S8:53/gn sw
→ M2:53/gn sw

The Terminal Code shows the markings at the destination terminal.

→ S8:53/gn sw
→ M2:53/gn sw

The Colour Code shows the cable colour(s) according to the key

→ S8:53/gn sw
→ M2:53/gn sw

Colour Codes

bl = blue	rs = pink
br = brown	rt = red
el = cream	sw = black
ge = yellow	vi = violet
gn = green	ws = white
gr = grey	hbl = light blue
nf = neutral	hgn = light green
og = orange	rbr = maroon

2 Component Code

The Component Code consists of a letter and number. The letter identifies the component group and the number identifies the specific component.

3 Graphical Symbol

The Graphical Symbol used to aid component identification consists - wherever possible - of electrical and identification symbols based on ISO and DIN Standards.

4 Terminal Code

The Terminal Code identifies the actual terminal marking to be found on the component. These markings normally conform to DIN Standard and are specific to particular circuits.

Many multi-pole connectors are identified with a numerical sequence.

Terminals are not always marked, particularly on simple components with a limited number of connections.

5 Connection Symbol

The Connection Symbol identifies the type of connection used - see Symbols and Codes.

European Country Codes

(A)	Austria
(B)	Belgium
(CH)	Switzerland
(D)	West Germany
(DK)	Denmark
(E)	Spain
(F)	France
(GB)	Great Britain
(GR)	Greece
(I)	Italy
(N)	Norway
(NL)	Holland
(P)	Portugal
(S)	Sweden
(SF)	Finland

Abbreviations

ABS	Anti-lock braking system
AC	Air conditioning
AED	Automatic enrichment device
AT	Automatic transmission
DEE	Digital engine electronics
DIS	Digital idling stabiliser
EEC	Exhaust emission control
EGR	Exhaust gas recirculation
ETC	Electronic traction control
HRW	Heated rear window
LCD	Liquid crystal display
LED	Light emitting diode
MAP	Manifold absolute pressure
MT	Manual transmission

Symbols and Codes

Plug and socket	
Multi-plug connector	
Fixed (e.g. soldered joint)	
Fixed (e.g. disconnectable nut and bolt)	
Earth return cable	
Direct earth (no cable) e.g. earthed through component body	
Cable leading to optional or alternative equipment	
Soldered or crimped joint where cable divides for several destinations	
Alternative method of wiring according to model/year etc (marked)	
Single shielded cable	
Multi shielded cable	
Alternative colour	— sw ws (sw ge)
Colour change	— sw → sw ge
Capacitor	
Resistor	
Resistor cable	
Left-hand drive	

Blocking diode	
Line fuse	
Braided strap	
High tension cable	
Non cable connection, e.g. by printed circuit or internal connection.	
In certain diagrams colour codes are replaced by numbers, which identify a particular cable and not the relevant colour. In this instance, the cables will be numbered at each end.	— <u>K4:87/140</u>
Any colour code underlined is a sleeve colour and not a cable colour (e.g. sleeve colour can be rubber or plastic ring, painted strip on cable or colour of plastic connector cover).	
The conductor size in mm ² , the size shown relates to the cable at the destination terminal.	
Conductor size cross section in mm ² . Standard size marked per diagram if applicable.	
Multi-plug identified by a letter, number and or colour (e.g.X14 is connector J, multi-plug colour red).	X14(J)rt
Two components combined as a unit	S3(R4)
Spare cable for indicator repeater lamp, left.	W1[H13]
Connector, near the stop lamp switch.	X6[S13]
Right-hand drive	

Component Key (in component groups)

A Assemblies

A1	Radio/Stereo unit
A2	Fuel injection control unit
A3	Instrument panel fibre optic
A4	Transistorised ignition control unit
A5	Instrument panel (see X20-X25)
A6	Digital clock (see A5)
A7	Front lamp assembly, left
A8	Rear lamp assembly, left
A9	Front lamp assembly, right
A10	Rear lamp assembly, right
A11	Module box (see X27)
A12	Idle speed control unit
A13	Gearchange/Economy indicator unit (see A5)
A14	Gearchange indicator control unit
A15	Cruise control unit
A16	ABS control unit
A17	Coolant/Brake warning lamp flasher (see A5)
A18	Seat switch assembly, driver
A19	Trip computer (see A5)
A20	Seat switch assembly, passenger
A21	Overhead console
A22	Steering column switch assembly
A23	Alarm system control unit
A24	Stop-start system control unit
A26	Fuel injector set
A27	Cruise control amplifier
A28	Automatic switch unit (heater)
A29	Solenoid valve assembly (heater)
A30	Circuit/bulb check control unit
A31	Central locking control unit
A32	Electronic brake pad wear control unit
A33	Ignition retard control unit
A34	Radio speaker balance control unit
A35	DEE control unit
A36	Oil pressure monitor control unit
A37	Voice synthesizer control unit
A38	Choke control unit
A39	Auxiliary warning module
A40	Bulb failure module
A41	Turbo-charger control unit
A42	Fuel injection power resistor unit
A43	Fuel injection interface unit
A45	Economy control unit (fuel)
A46	Fuel injection idling regulator
A47	Ignition advance control unit
A49	Wiper motor amplifier
A50	Seat adjustment control unit
A51	Seat operating unit
A52	Ignition output stage
A53	Electric window/Sliding roof control unit
A54	Carburettor control unit
A55	Throttle valve regulator
A56	Central locking remote control unit
A57	AT control unit

A58	Boot lid/Tailgate opening-closing control unit
A59	Electric window console switch assembly
A60	Lambda system control unit
A61	ETC control unit
A62	Trip computer control switch assembly
A63	AC control unit
A64	Run-on fan control unit
A65	Differential lock control unit
A66	Bulb failure module - rear or trailer
A67	Instrument lighting amplifier
A68	Belt tensioner control unit
A69	Rear door closer
A70	Oil level control unit
A71	Belt feeder control unit
A72	Differential lock display
A73	Full load enrichment unit
A74	Automatic heater control unit
A75	Instrument module
A76	Electric window control unit, left front
A77	Electric window control unit, left rear
A78	Aerial module
A79	Electric window control unit, right rear

B Transducers

B1	Horn, left or single
B2	Horn, right
B3	Fuel gauge tank transmitter
B4	Coolant temperature transmitter
B5	Oil temperature transmitter
B6	Oil pressure transmitter
B7	Top-dead centre transmitter
B8	Radio speaker, left or single
B9	Air conditioning thermostat
B10	AC coolant thermoswitch
B11	Hall effect sender unit (see E13)
B12	Brake pad wear sensor, left front
B13	Brake pad wear sensor, right front
B14	Brake pad wear sensor, left rear
B15	Brake pad wear sensor, right rear
B16	Self-levelling suspension sensor
B17	Cruise control sensor
B18	Pre-glow temperature transmitter
B19	ABS wheel speed sensor, left front
B20	ABS wheel speed sensor, right front
B21	ABS wheel speed sensor, left rear
B22	ABS wheel speed sensor, right rear
B23	Stop/start system sender unit
B24	Fuel injection water temperature sensor
B25	Fuel injection air temperature sensor
B26	Fuel injection pressure sensor
B27	Impulse trigger sensor
B28	EGR system control
B29	Ignition control transmitter (see E13)
B30	Air flow sensor

B31	Fuel injection temperature probe
B32	Low fuel/pressure sensor
B33	Electronic speedometer sensor
B34	Heater temperature sensor, left or single
B35	Heater temperature sensor, right
B36	Temperature sensor
B37	In-car temperature sensor
B49	Pre-glow temperature sensor
B50	Radio speaker, right
B51	Radio speaker, left
B52	Radio speaker, right rear
B53	AC evaporator temperature sensor
B54	Reference mark sensor
B55	Speed sensor
B56	Fuel flow sensor
B57	Ice warning transmitter
B58	Expansion tank sensor, coolant 'low'
B59	Radiator sensor, coolant 'low'
B60	Battery cooling fan thermostat
B61	Ambient temperature sensor
B62	Battery discharge sensor
B63	Stop and tail lamp sensor
B64	Heated seat temperature sensor, driver
B65	Heated seat temperature sensor, front passenger
B66	Stop-start system speed sensor
B67	Gearchange indicator vacuum sensor
B68	ABS sensor, rear axle
B69	Knock sensor
B70	Voice synthesizer speaker
B71	Gearchange indicator impulse sensor, rear axle
B72	Lambda probe
B73	Battery temperature sensor
B74	ABS converter
B75	Engine rpm sensor
B76	ETC sensor, left rear
B77	ETC sensor, right rear
B78	ETC pressure sensor
B79	Intake manifold pressure sensor
B80	Fanfare horn
B81	Fuel cap sender
B82	Water separator sensor
B83	MAP sender
B84	Clean window warning sender
B85	Engine compartment temperature sensor
B86	Oil level sensor

C Capacitors

C1	Battery
C2	Condenser
C3	Radio suppressor
C4	Radio suppressor II

E Lamps, Miscellaneous

E1	Headlamp, left (see A7)
E2	Headlamp, right (see A9)
E3	Headlamp, left inner (for twin system) (see A7)
E4	Headlamp, right inner (for twin system) (see A9)
E5	Side lamp, left (see E1)
E6	Side lamp, right (see E2)
E7	Tail lamp, left (see A8)
E8	Tail lamp, right (see A10)
E9	Number plate lamp, left or single
E10	Number plate lamp, right
E11	Panel lamp/s (see A5)
E12	Interior lamp/s front

E13	Distributor
E14	Fog lamp, left
E15	Fog lamp, right
E16	Driving lamp/Spot lamp, left
E17	Driving lamp/Spot lamp, right
E18	Rear fog lamp, left or single (see A8)
E19	Rear fog lamp, right (see A10)
E20	Reversing lamp, left or single (see A8)
E21	Reversing lamp, right (see A10)
E22	Parking lamp/s
E23	Clock (see A5)
E24	Glove box lamp (see S36)
E25	Map reading lamp
E26	Boot/Tailgate lamp (see S22)
E27	Engine compartment lamp
E28	Heater control lamp/s
E29	Cigarette lighter lamp (see R3)
E30	Ashtray lamp
E31	AT selector lamp
E32	Oil temperature gauge lamp
E33	Clock lamp (see E23)
E34	Speedometer lamp
E35	Light switch illumination lamp (see S3)
E36	Voltmeter lamp
E37	Oil pressure gauge lamp
E38	Entrance lamp, left or single
E39	Entrance lamp, right
E40	Air distribution control lamp
E41	Air distribution control lamp II
E42	Heater control lamp II (see E28)
E43	Heater control lamp III
E44	Switch illumination lamp
E45	Hazard warning switch lamp
E46	Console illumination lamp
E47	Fuel gauge lamp
E48	Interior lamp rear, left or single
E49	Interior lamp rear, right
E50	Tachometer lamp
E51	Reading lamp, left rear
E52	Reading lamp, right rear
E53	Reading lamp, front
E54	Vanity mirror lamp
E55	Taxi sign lamp
E56	Coolant temperature gauge lamp
E57	Headlamp vertical aim control lamp
E58	Handlamp
E59	Fog lamp/s switch illumination
E60	Heated rear window switch lamp (see S30)
E61	Ignition switch illumination lamp
E62	Fibre optic illumination lamp
E63	Seat operating unit lamp (see A51)
E64	Seat belt lamp
E65	Rocker panel illumination
E66	Door edge lamp
E67	Vanity mirror lamp, right front
E68	Reading lamp, right front
E69	Fuse box lamp
E70	Ideogram lamp

F Protective Devices

F1-F30	Fuse box (see X28)
F31	Fusible link cable
F32	Radio line fuse
F33	Heated rear window line fuse
F34	Rear wiper line fuse

F35	AC evaporator pump line fuse
F36	Fuel pump relay fuse
F37	Glow plugs fuse box
F38	Blower motor overheating fuse
F39	Fuel injection fuse
F40	Cigarette lighter fuse, rear
F41	Cigarette lighter line fuse, front
F42	Seat heater circuit fuse
F43	Seat adjustment line fuse, driver
F44	Seat adjustment line fuse, passenger
F45	Central locking system fuse
F46	Fog lamps fuse
F47	Alarm system fuse
F48	Intake manifold pre-heater fusebox
F49	Secondary fuse box
F50	Headlamp fusebox
F51	Thermal fuse

G Generators

G1	Alternator
----	------------

H Warning Devices

H1	Ignition warning lamp (see A5)
H2	Main beam warning lamp (see A5)
H3	Stop lamp, left (see A8)
H4	Stop lamp, right (see A10)
H5	Oil pressure warning lamp (see A5)
H6	Indicator warning lamp, left or single (see A5)
H7	Indicator warning lamp, right (see A5)
H8	Indicator lamp, left front
H9	Indicator lamp, right front
H10	Indicator lamp, left rear (see A8)
H11	Indicator lamp, right rear (see A10)
H12	Emergency lamps warning lamp (see A5,S27)
H13	Indicator repeater/Side marker lamp, left
H14	Indicator repeater/Side marker lamp, right
H15	Fuel 'low' warning lamp (see A5)
H16	Heated rear window warning lamp (see A5,S30)
H17	Handbrake 'on' warning lamp (see A5)
H18	Brake fluid 'low' warning lamp (see A5)
H19	Choke warning lamp (see A5,S42)
H20	Fog lamps 'on' warning lamp, front or single(see A5,S31)
H21	Fog lamps 'on' warning lamp, rear (see A5,S3)
H22	Coolant 'hot' warning lamp (see A5)
H23	Coolant 'cold' warning lamp (see A5)
H24	Trailer warning lamp (see A5)
H25	Glowplug warning lamp (see A5)
H26	EGR warning lamp (see A5)
H27	Gearchange indicator warning lamp/s (see A5)
H28	Brake pad wear warning lamp (see A5)
H29	ABS indicator lamp (see A5)
H30	Door security warning buzzer (see A5)
H31	Brake failure warning lamp (see A5)
H32	Seat belt warning lamp (see A5)
H33	Washer fluid 'low' warning lamp (see A5)
H34	Econolight, red (see A5)
H35	Econolight, amber (see A5)
H36	Coolant 'low' warning lamp (see A5)
H37	Oil level low warning lamp (see A5)
H38	Suspension system warning lamp (see A5)
H39	Indicator repeater/Side marker lamp, left rear
H40	Indicator repeater/Side marker lamp, right rear
H41	Parking lamp, left or single
H42	Parking lamp, right
H43	Clutch warning lamp (see A5)

H44	Overdrive indicator lamp (see A5)
H45	Headlamps 'on' warning buzzer
H46	Tail lamp warning indicator
H47	Stop lamp warning indicator
H48	Circuit check warning lamp
H49	Brake pressure warning lamp (see A5)
H50	Service indicator (see A5)
H51	Sidelamp warning lamp (see A5)
H52	Door open warning lamp, left or single (see A5)
H53	Door open warning lamp, right (see A5)
H54	Boot/Tailgate open warning lamp (see A5)
H55	Dipped beam warning lamp (see A5)
H56	Emergency 'stop' warning lamp (see A5)
H57	Oil temperature warning lamp (see A5)
H58	Heated mirror warning lamp (see S98)
H59	Indicator warning buzzer (see A5)
H60	Battery discharge warning lamp (see A5)
H61	Heated seat/s 'on' warning lamp
H62	Stop-start system 'on' warning lamp (see S194)
H63	DEE warning lamp (see A5)
H64	Gear change speed warning buzzer
H65	Seat belt warning buzzer
H67	Lambda probe warning lamp
H68	Turbo maximum pressure warning lamp
H69	Coolant 'hot' warning buzzer
H70	Cruise control indicator lamp
H71	Carburettor control warning lamp
H72	AT warning lamp - 4 speed
H73	LCD sidelamp warning lamp
H74	Side lamps 'on' warning buzzer
H75	Four wheel drive display
H76	Glow plug 'overheat' warning lamp
H77	AC indicator
H78	'OK to start' lamp
H79	Fresh air lamp
H80	Recirculation lamp
H81	Spare warning lamp
H82	Fuel pressure warning lamp
H85	Stop lamp, centre

K Relays

K1	Headlamp relay
K2	Fog lamps relay
K3	Ignition warning lamp relay
K4	Starter relay
K5	Indicator relay
K6	Emergency lamps relay
K7	Intermittent wiper relay
K8	Intermittent wiper/wash relay
K9	Rear intermittent wiper relay
K10	Rear wash/wipe relay
K11	Headlamp wipe/wash relay
K12	Coolant blower motor relay
K13	Heated rear window relay
K14	Horn relay
K15	Aerial motor relay
K16	AC evaporator motor relay
K17	AC relay I
K18	Heavy duty indicator relay
K19	Heavy duty emergency lamps relay
K20	Fuel pump relay
K21	Overload relay
K22	Glowplug relay
K23	Intake manifold pre-heater relay
K24	Electric window motor relay

K25	Electric window motor relay II
K26	AC auxiliary fan relay
K27	AC relay II (see K17)
K28	Blower motor relay
K29	Reading lamp relay
K30	Heated seat relay
K31	Reverse cut-off relay (cruise control)
K32	Ignition cut-off relay (cruise control)
K33	Sliding roof relay
K34	Heated mirror relay
K35	Central locking relay
K36	Cold start timing relay
K37	Coolant blower motor relay II (see K12)
K38	ABS relay
K39	ABS protection relay
K40	Main beam relay
K41	Dipped beam relay
K42	Day running lamps relay I (see K43)
K43	Day running lamps relay II (see K104)
K44	Heated rear window relay II (see K13)
K45	Interior lamp delay relay
K46	Fuel injection relay I
K47	Cold start/impulse relay
K48	Alarm system relay
K49	Headlamp cut-off relay
K50	Brake failure warning relay
K51	Busbar relay
K52	Driving lamps relay
K53	Hot start relay
K54	Fuel control relay
K55	AT inhibitor switch relay
K56	Headlamp washer pump relay
K57	Fog lamps dipped beam relay
K58	Boot lid/Tailgate release relay
K59	Multifunction relay
K60	Fuel injection relay II (see K46)
K61	Windscreen washer delay relay
K62	Headlamp washer delay relay
K63	Cruise control relay
K64	Central locking relay II (see K35)
K65	Parking lamp relay
K66	Overdrive relay
K67	Self-levelling suspension relay
K68	Power saving relay
K69	Door lock heating, time control relay
K70	Circuit test relay (headlamps)
K71	AC auxiliary fan relay II (see K26)
K72	AC switch-over relay
K73	Fog lamp relay rear
K74	Brake wear indicator relay
K75	Magnetic coupling relay
K76	Auxiliary circuits relay
K77	Voice synthesizer cutout relay
K78	Seat belt relay
K79	Ignition contact relay
K80	Trip computer relay
K81	Trailer indicator relay (see K5)
K83	Idle speed control relay
K84	Stop-start system switch off relay
K85	Gear change buzzer relay
K86	Interior lamp relay
K87	Fuel injectors cooling relay
K88	Seat adjustment relay
K89	Automatic choke relay
K90	Ignition cut out relay

K91	Instrument illumination, rheostat relay
K92	Idle speed timer relay
K93	Glowplug timer relay
K94	Lambda system, relay
K95	Gearchange indicator relay
K96	EGR relay
K97	ETC relay
K98	Heated windscreen relay
K99	Heated windscreen timer relay
K100	ABS pump relay
K101	Coasting cut-off relay
K102	Dim-dip relay I
K103	Heated seat relay II (see K30)
K104	Day running lamps relay III
K105	Coolant pump relay
K106	Kick-down relay
K107	Dim-dip relay II
K108	Air pump relay
K109	Ignition switch light relay
K110	Seat adjustment relay II (see K88)
K111	Wiper relay
K112	Heater relay
K113	Electric window motor relay III
K114	Electric window motor relay IV
K115	Oil pressure relay
K116	Electric window relay

M Motors

M1	Starter motor
M2	Wiper motor
M3	Washer motor
M4	Rear wiper motor
M5	Rear washer motor
M6	Coolant blower motor
M7	Heater/AC blower motor
M8	Headlamp wiper, left or single
M9	Headlamp wiper, right
M10	Headlamp wash, left or single
M11	Headlamp wash, right
M12	Fuel pump
M13	Radio aerial motor
M14	Electric window motor, front left
M15	Electric window motor, front right
M16	Electric window motor, rear left
M17	Electric window motor, rear right
M18	Sliding roof motor
M19	AC auxiliary fan motor
M20	Cruise control servo
M21	Seat fore/aft, driver
M22	Seat front height adjustment, driver
M23	Seat rear height adjustment, driver
M24	Seat fore/aft, front passenger
M25	Seat front height adjustment, front passenger
M26	Seat rear height adjustment, rear passenger
M27	Door mirror motor, driver
M28	Door mirror motor, passenger
M29	Central locking motor
M30	Self-levelling suspension compressor
M31	AC evaporator blower motor
M32	Fuel transfer pump
M33	Coolant blower motor II (see M6)
M34	Battery cooling fan motor
M35	Headlamp motor, left or single
M36	Headlamp motor, right

M37	Airhorn compressor
M39	Fuel injectors, cooling blower motor
M40	Seat backrest adjustment motor, driver
M41	Seat backrest adjustment motor, front passenger
M42	Stepper/Mixture control motor
M43	Bootlid/Tailgate opening-closing motor
M44	Seat recline motor, driver
M45	Seat recline motor, passenger
M46	Central locking motor, driver
M47	Central locking motor, left rear
M48	Central locking motor, passenger front
M49	Central locking motor, right rear
M50	Coolant pump motor
M51	Temperature sensor blower
M52	Radio aerial

N Regulators

N1	Voltage regulator (see G1)
N2	Voltage stabiliser (see A5)
N3	Current regulator

P Meters/Gauges

P1	Voltmeter (see A5)
P2	Ammeter (see A5)
P3	Fuel gauge (see A5)
P4	Coolant temperature gauge (see A5)
P5	Oil temperature gauge (see A5)
P6	Oil pressure gauge (see A5)
P7	Tachometer (see A5)
P8	Taximeter (see A5)
P9	Electronic speedometer (see A5)
P10	Econometer (see A5)
P11	Turbo boost gauge (see A5)
P12	Temperature gauge, outside air (see A5)
P13	AC level pressure gauge
P14	Oil level gauge

R Resistors

R1	Ignition ballast resistor I
R2	Heated rear window
R3	Cigarette lighter
R4	Panel lamps dimmer rheostat (see S3,A5)
R5	Glow plugs/Fuel pre-heater
R6	Heater motor resistor (see M7)
R7	Autochoke resistor
R8	Autochoke pre-resistor
R9	Intake manifold pre-heater
R10	Part-throttle channel heater
R11	Heater motor pre-resistor (2 speed)
R12	Ignition ballast resistor III
R13	Ignition ballast resistor IV
R14	Heater coil, warm-up resistor
R15	Cigarette lighter, left rear or single
R16	Cigarette lighter, right rear
R17	Heated seat cushion, front passenger
R18	Heated seat cushion, driver
R19	Heated seat cushion, left rear
R20	Heated seat cushion, right rear
R21	Heated back rest, front passenger
R22	Heated back rest, drivers
R23	Heated back rest, left rear
R24	Heated back rest, right rear
R25	Sliding roof series resistor

R26	Heated mirror (see M27), driver
R27	Heated mirror (see M28), passenger
R28	Carburettor vacuum break modulator
R29	Heater motor resistor II (see R6)
R30	Ignition ballast resistor II (see R1)
R32	Heated rear window resistor
R33	Wiper intermittent resistor
R34	Heater temperature control, left or single
R35	Heater temperature control, right
R36	AC temperature control
R37	Wash/wipe jet heater, left or single
R38	Wash/wipe jet heater, right
R39	Auxiliary air valve heater
R40	Glowplugs series resistor
R41	Fuel injection series resistor
R42	Fuel injection series resistor II
R43	Door lock heating ring
R44	Speaker balance rheostat
R45	Potentiometer
R46	Coolant blower motor resistor
R47	Fan run-on resistor
R48	Cold-start auxiliary resistor
R49	Carburettor bypass air, pre-heating
R50	Idling speed potentiometer
R51	Heated windscreen
R52	Daytime running lamps resistor
R53	Lambda probe heater
R54	Belt tensioner I
R55	Belt tensioner II
R56	Electronic rheostat

S Switches

S1	Ignition/Starter switch
S2	Starter switch
S3	Main lamp switch
S4	Dip/main/flash switch (see S6)
S5	Indicator switch (see S6)
S6	Combination switch
S7	Combination switch II
S8	Wipe/wash switch (see S6,S7)
S9	Wash switch (single)
S10	Rear wash/wipe switch
S11	Rear washer switch (single)
S12	Headlamp wash/wipe switch
S13	Stop lamps switch
S14	Panel lamps switch
S15	Horn switch (see S6)
S16	Interior lamp remote switch (see S3)
S17	Heater/AC motor switch
S18	Courtesy lamp switch, left front
S19	Courtesy lamp switch, right front
S20	Courtesy lamp switch, left rear
S21	Courtesy lamp switch, right rear
S22	Courtesy lamp switch, tailgate/boot
S23	Bonnet switch
S24	Coolant blower motor thermostwitch
S25	Oil pressure warning lamp switch (see S222)
S26	Oil level warning lamp switch
S27	Emergency lamp/s switch (see S6)
S28	Reversing lamp/s switch
S29	AT inhibitor switch
S30	Heated rear window switch
S31	Fog lamps switch
S32	Rear fog lamps switch
S33	Brake fluid level warning lamp switch

S34	Brake pressure warning lamp switch	S103	Turbo-boost pressure switch
S35	Handbrake warning lamp switch	S104	Throttle switch
S36	Glovebox lamp switch	S105	ABS switch
S37	Map lamp switch	S106	Heater/AC motor switch III (see S81)
S38	Fuel reserve/change-over switch	S107	Defroster switch
S39	Inertia switch fuel cut-off	S108	Stop lamps switch II (see S13)
S40	Radio aerial switch	S109	Stop-start system brake pedal switch
S41	Parking lamp switch (see S1,S3,S6)	S110	Stop-start system clutch pedal switch
S42	Choke warning lamp switch	S111	Stop-start system throttle pedal switch
S43	Brake warning lamp test switch	S112	Throttle valve system
S44	Choke warning lamp thermostwitch	S113	Fuel injection release contacts
S45	Wash/wipe foot switch	S114	Suspension level selector switch
S46	Automatic choke thermostwitch	S115	Suspension pressure switch
S47	Coolant 'hot' warning lamp/buzzer switch	S117	Door contact switch
S48	Coolant 'cold' warning lamp switch	S118	Alarm switch
S49	Temperature switch (glowplug)	S119	Alarm system foot switch
S50	Coolant 'low' warning lamp switch	S120	Two-way radio switch
S51	AC temperature control switch	S121	Seat belt switch, passenger seat
S52	Coolant warning lamp thermostwitch	S122	Seat belt contact switch, passenger
S53	AC blower lever microswitch	S123	Seat belt contact switch, driver
S54	AC temperature lever microswitch	S124	EGR vacuum switch
S55	Gearchange indicator vacuum switch	S125	Electric window dual switch, front passenger door
S56	Gearchange indicator switch	S126	Electric window dual switch, driver's door
S57	Idling switch	S127	Driving lamps switch
S58	Gearchange indicator diesel full throttle switch	S128	Econolight (amber) vacuum switch
S59	Electric window door contact	S129	Econolight (red) vacuum switch
S60	Sliding roof switch	S130	Fuel injection temperature control switch
S61	AT kick-down switch	S131	Heater control system micro-switch
S63	AC refrigerant pressure switch	S132	Rear interior lamp switch
S64	Electric window switch, driver's door	S133	Boot/Tailgate contact switch
S65	Electric window switch, front passenger door	S134	Tailgate isolator switch
S66	Electric window switch, left rear	S135	Fuel 'low' warning switch
S67	Electric window switch, right rear	S136	Washer fluid 'low' warning lamp switch
S68	Electric window switch, left front console	S137	Wiper switch
S69	Electric window switch, right front console	S138	Headlamp washer foot switch
S70	Electric window switch, left rear console	S139	Heated seat switch, driver
S71	Electric window switch, right rear console	S140	Heated seat switch, front passenger
S72	Electric window safety switch	S141	Seat recline switch, passenger
S73	Rear interior lamp switch (remote)	S142	Seat recline switch, driver
S76	Air flow sensor switch	S143	Seat multi-function switch, passenger
S77	Fuel injection thermo-time switch	S144	Seat multi-function switch, driver
S78	Fuel injection baffle plate safety switch	S145	Wiper motor switch rear
S79	Cruise control master switch	S146	Mixture control safety switch
S80	Cruise control selector switch	S147	Clutch adjustment warning switch
S81	Heater/AC motor switch II (see S17)	S148	Parking lamp switch II (see S41)
S82	Cruise control clutch pedal switch	S149	AC cut-off switch
S84	Bootlid/Tailgate release switch	S150	AC auxiliary motor switch
S85	Heated front seats switch	S151	AC thermostwitch
S86	Heated seat switch, left rear	S152	AC high pressure safety switch
S87	Heated seat switch, right rear	S153	AC low pressure switch
S88	Sliding roof travel limit switch (see M18)	S154	Windscreen wiper foot switch
S89	Sliding roof resistance switch	S155	Cruise control throttle valve switch
S90	Seat fore/aft switch, driver	S156	Central locking switch, passenger door
S91	Seat height switch, driver	S157	Sliding roof switch II (see S60)
S92	Seat rear height switch, driver	S158	Sliding roof limit switch II (see M18, S88)
S93	Seat fore/aft switch, passenger	S159	Overdrive switch (MT)/Mode selector (AT)
S94	Seat height switch, passenger	S160	Overdrive locking switch
S95	Seat rear height switch, passenger	S161	AC compressor safety switch
S96	Heated seat thermostwitch, driver	S162	Cruise control clutch switch
S97	Heated seat thermostwitch, front passenger	S163	Wash/wipe push switch
S98	Mirror adjustment switch	S164	Impact sensing switch
S99	Mirror adjustment change-over switch	S165	Circuit test switching unit
S100	Central locking switch	S166	Pressure regulator switch
S101	Cruise control brake pedal switch	S167	Mirror adjustment switch II
S102	Coolant blower motor thermostwitch II (see S24)	S168	Circuit test switch

S169	Blower solenoid valve switch
S170	Air switch, closed
S171	Air switch, up
S172	Air switch, centre
S173	Air switch, multi-function
S174	Electric window child safety switch
S175	Consumption indicator gear switch
S176	Courtesy lamp delay switch, door handle
S177	Hydraulic servo warning switch
S178	Gearbox switch
S179	DIS thermoswitch
S180	Brake fluid level warning lamp switch II (see S33)
S181	Central locking switch, interior
S182	Altitude switch
S183	Oil pressure switch, fuel cut-off
S184	Heated mirror switch (see S30, S98)
S185	AT oil pressure switch
S186	Engine temperature switch
S187	Vacuum advance switch
S188	Econometer control switch
S189	Idle speed microswitch
S190	Air switch, down
S191	Air switch, front/rear
S192	Heater water valve, switch
S193	Intake manifold pre-heater thermoswitch
S194	Stop-start system master switch
S195	Oil pressure switch, converter
S196	Fuel injectors cooling thermoswitch
S197	Heated seat thermoswitch
S198	Carburettor thermoswitch, pre-heating
S199	Ignition cut-out pressure switch
S200	Voice synthesizer test switch
S201	Radio/Stereo remote control switch
S202	Bootlid/Tailgate closing switch
S203	Oil filter pressure switch
S204	Fuel cut-off thermoswitch
S205	Glow plug inhibitor thermoswitch
S206	Central locking link rod switch
S207	Gearchange indicator clutch switch
S208	Lambda system pressure switch
S209	Lambda system cut-out switch
S210	Lambda system pressure differential switch
S211	Heated seat contact switch
S212	ETC switch
S213	AC automatic control selector
S214	Cruise control reversing switch
S215	AC cycle contact switch
S216	Gearbox fluid thermoswitch
S217	Headlamp beam adjustment switch
S218	Heated windscreen switch
S219	Deceleration vacuum cut-off switch
S220	Choke switch 'high'
S221	Choke switch 'low'
S222	Oil pressure switch II
S223	Turbo-charger coolant thermoswitch
S224	Rear differential lock
S225	Air flow sensor II
S226	Door open warning switch, left front
S227	Door open warning switch, left rear
S228	Door open warning switch, right front
S229	Door open warning switch, right rear
S230	Tailgate close switch
S231	Power steering pressure switch
S232	Hydraulic fluid warning switch
S233	Deceleration shut-off switch

S234	AT B circuit switch
S235	ABS accelerator switch
S236	Fuel flap switch
S237	Vanity mirror switch
S238	Accelerator switch
S239	Interior lamp remote switch II (see S16)

T Transformers

T1	Ignition coil
-----------	---------------

V Semi-conductors

V1	Cruise control erase diode
V2	Cruise control blocking diode
V3	Temperature warning lamp blocking diode
V4	Brake warning lamp blocking diode
V5	Stop-start system blocking diode
V6	Alarm system LED
V7	Heater control LED
V8	Power window blocking diode
V9	Switch ideogram LED
V10	ABS diode
V11	AC diode
V12	Fog lamp diode
V13	EGR diode
V14	Idle speed valve diode
V15	Charging diode
V16	AC diode II
V17	Cold start diode
V18	Photo cell

W Spare Cables

W1	Spare cable
W2	Spare cable, left front engine compartment
W3	Spare cable, engine rear bulkhead
W4	Spare cable, dash panel
W5	Spare cable, instrument panel
W6	Spare cable, AT unit
W7	Spare cable, heated door mirror
W8	Spare cable, headlamp wash relay
W9	Spare cable, headlamp wash motor
W10	Spare cable, engine compartment
W11	Spare cable, transmission unit
W12	Printed circuit board, interior lamps
W13	Printed circuit board, instrument panel
W14	Spare cable, AC idle speed solenoid
W15	Spare cable, sliding roof/heated seats
W16	Spare cable, electric aerial
W17	Spare cable, AC
W18	Spare cable, impact sensing switch
W19	Printed circuit board, heater control
W20	Printed circuit board, service interval
W21	Octane adjuster
W22	Test cable

X Connectors

X1	Diagnostic socket
X2	Trailer socket
X3	Hatchback connector heated rear window
X4	Hatchback connector rear wipe/wash
X5	Rear loom connector
X6-X19	Connectors (miscellaneous)
X20-X25	Instrument panel multi-plugs (see A5)
X26	Warning flasher connector

X27	Module box connector (see A11)
X28	Distribution box (Relay plate) (see F1)
X29	Engine bulkhead connector
X30	Heated rear window connections
X31	Rear wash/wipe connections
X32	Tailgate sliding contact, left or single
X33	Tailgate sliding contact, right
X34	Radio connector
X35	Fuel injection connector
X36	Optional equipment connector
X37	Pressure flow capacitor connector
X38	Relay plate II (see X28)
X39	Alarm system connector
X40	Trip computer connector
X41	Fog lamps switch connector, front/rear
X42	Self-levelling suspension connector
X43	Cruise control connector
X44	Central locking connector
X45	Side/Tail lamps connector
X46	Handlamp socket
X47	Main loom connector
X48	Engine loom connector
X49	Dashboard loom connector
X50	Console loom connector
X51	Drivers door loom connector
X52	Passengers door loom connector
X53	Fuel injection diagnostic socket
X54	Lambda probe test socket
X55	Radio speaker connector
X56	Ignition adjustment connector
X57	Belt tensioner test point

Y Solenoids

Y1	Fuel pump
Y2	Starter solenoid
Y3	Fuel injection solenoids
Y4	AED or electric choke
Y5	EEC control valve solenoid
Y6	By-pass air cut-off valve
Y7	Fuel tank change-over valve
Y8	AT kick-down solenoid
Y9	Overdrive solenoid
Y10	AC two-way valve
Y11	AC magnetic clutch
Y12	Fuel cut-off valve
Y13	Warm up regulator
Y14	Cold start valve
Y15	Auxiliary air valve
Y16	Gearchange indicator valve (see A5)
Y17	Idle fuel cut-off valve
Y18	Idle fuel cut-off valve II
Y19	AC switch-over idle valve
Y20	Mirror adjusting solenoid, driver
Y21	Mirror adjusting solenoid, passenger
Y22	ABS modulator
Y23	AT solenoid valve

Y25	Auto-choke switch-over valve
Y26	Cruise control regulator valve
Y27	Float chamber ventilation
Y28	EGR system valve
Y29	Door lock impulse unit
Y30	Door lock actuator, driver
Y31	Door lock actuator, left rear
Y32	Door lock actuator, passenger front
Y33	Bootlid/Tailgate actuator
Y34	Hot start solenoid
Y35	Heater control switch-over valve
Y36	Duo-heating water valve
Y37	Heater flap switch-over valve
Y38	Auto-choke thermo delay valve
Y39	AC distribution switch-over valve
Y40	Magnetic fan clutch
Y41	Hot running governor valve
Y42	Air dumper valve
Y43	Tailgate/Bootlid release actuator
Y44	Door lock actuator, right rear
Y45	AC solenoid
Y46	Excess fuel starting valve
Y47	AC lifting magnet
Y48	Headlamp washer solenoid valve
Y49	Diesel solenoid valve
Y51	Self-levelling suspension solenoid
Y52	Fuel flap actuator
Y53	Throttle by-pass valve
Y54	AC evaporator temperature regulator
Y55	Heater water valve
Y56	Idle speed control valve
Y57	Deceleration cut-off solenoid
Y58	Electrohydraulic control valve
Y59	Spark control valve
Y60	Full throttle enrichment valve
Y61	Pre-throttle valve
Y62	Cruise control safety valve
Y63	Fuel pressure regulator
Y64	Frequency valve - Lambda controlled
Y65	Air distribution actuator
Y66	External air, flap control actuator
Y67	Air mixture actuator
Y68	Turbo charger air pressure, solenoid
Y69	Kick-down actuator
Y70	Fuel tank vent valve
Y71	Differential lock actuator
Y72	Throttle valve positioner
Y73	Power steering valve
Y74	Seat back lock
Y75	Belt feeder
Y76	AT switch-over valve I
Y77	AT switch-over valve II
Y78	Air pump valve
Y79	Air pump coupling
Y80	Vacuum control valve
Y81	Valve timing variator

Component Key (in alphabetical order)

A

Accelerator switch	S235
ABS control unit	A16
ABS converter	B74
ABS diode	V10
ABS indicator lamp (see A5)	H29
ABS modulator	Y22
ABS protection relay	K39
ABS pump relay	K100
ABS relay	K38
ABS sensor, rear axle	B68
ABS switch	S105
ABS wheel speed sensor, left front	B19
ABS wheel speed sensor, left rear	B21
ABS wheel speed sensor, right front	B20
ABS wheel speed sensor, right rear	B22
AC automatic control selector	S213
AC auxiliary fan motor	M19
AC auxiliary fan relay	K26
AC auxiliary fan relay II (see K26)	K71
AC auxiliary motor switch	S150
AC blower lever microswitch	S53
AC diode	V11
AC diode II	V16
AC compressor safety switch	S161
AC control unit	A63
AC coolant thermostic	B10
AC cut-off switch	S149
AC cycle contact switch	S215
AC distribution switch-over valve	Y39
AC evaporator blower motor	M31
AC evaporator motor relay	K16
AC evaporator pump line fuse	F35
AC evaporator temperature regulator	Y54
AC evaporator temperature sensor	B53
AC high pressure safety switch	S152
AC indicator	H77
AC level pressure gauge	P13
AC lifting magnet	Y47
AC low pressure switch	S153
AC magnetic clutch	Y11
AC refrigerant pressure switch	S63
AC relay I	K17
AC relay II (see K17)	K27
AC solenoid	Y45
AC switch-over idle valve	Y19
AC switch-over relay	K72
AC temperature control	R36
AC temperature control switch	S51
AC temperature lever microswitch	S54
AC thermostic	S151
AC two-way valve	Y10
AED or electric choke	Y4
AT 'B' circuit switch	S234
AT control unit	A57
AT inhibitor switch	S29
AT inhibitor switch relay	K55
AT kick-down solenoid	Y8
AT kick-down switch	S61
AT oil pressure switch	S185
AT selector lamp	E37
AT solenoid valve	Y23
AT switch-over valve I	Y76
AT switch-over valve II	Y77
AT warning lamp - 4 speed	H72
Accelerator switch	S238
Aerial module	A78
Aerial motor relay	K15
Air conditioning thermostat	B9
Air distribution actuator	Y65
Air distribution control lamp	E40
Air distribution control lamp II	E41
Air dumper valve	Y42
Air flow sensor	B30
Air flow sensor II	S225
Air flow sensor switch	S76
Air mixture actuator	Y67
Air pump coupling	Y79
Air pump relay	K108
Air pump valve	Y78
Air switch, centre	S172
Air switch, closed	S170
Air switch, down	S190
Air switch, front/rear	S191
Air switch, multi-function	S173
Air switch, up	S171
Airhorn compressor	M37
Alarm switch	S118
Alarm system LED	V6
Alarm system connector	X39
Alarm system control unit	A23
Alarm system foot switch	S119
Alarm system fuse	F47
Alarm system relay	K48
Alternator	G1
Altitude switch	S182
Ambient temperature sensor	B61
Ammeter (see A5)	P2
Ashtray lamp	E30
Auto-choke switch-over valve	Y25
Auto-choke thermo delay valve	Y38
Autochoke pre-resistor	R8
Autochoke resistor	R7
Automatic choke relay	K89
Automatic choke thermostic	S46
Automatic heater control unit	A74

Automatic switch unit (heater) A28
Auxiliary air valve Y15
Auxiliary air valve heater R39
Auxiliary circuits relay K76
Auxiliary warning module A39

B

Battery C1
Battery cooling fan motor M34
Battery cooling fan thermostat B60
Battery discharge sensor B62
Battery discharge warning lamp (see A5) H60
Battery temperature sensor B73
Belt feeder Y75
Belt feeder control unit A71
Belt tensioner I R54
Belt tensioner II R55
Belt tensioner control unit A68
Belt tensioner test point X57
Blower motor overheating fuse F38
Blower motor relay K28
Blower solenoid valve switch S169
Bonnet switch S23
Bootlid/Tailgate actuator Y33
Bootlid/Tailgate contact switch S133
Bootlid/Tailgate closing switch S202
Bootlid/Tailgate lamp (see S22) E26
Bootlid/Tailgate opening-closing control unit A58
Bootlid/Tailgate opening-closing motor M43
Bootlid/Tailgate open warning lamp (see A5) H54
Bootlid/Tailgate release relay K58
Bootlid/Tailgate release switch S84
Brake failure warning lamp (see A5) H31
Brake failure warning relay K50
Brake fluid 'low' warning lamp (see A5) H18
Brake fluid level warning lamp switch S33
Brake fluid level warning lamp switch II (see S33) S180
Brake pad wear sensor, left front B12
Brake pad wear sensor, left rear B14
Brake pad wear sensor, right front B13
Brake pad wear sensor, right rear B15
Brake pad wear warning lamp (see A5) H28
Brake pressure warning lamp (see A5) H49
Brake pressure warning lamp switch S34
Brake warning lamp blocking diode V4
Brake warning lamp test switch S43
Brake wear indicator relay K74
Bulb failure module A40
Bulb failure module, rear or trailer A66
Busbar relay K51
By-pass air cut-off valve Y6

C

Carburettor by-pass air, pre-heating R49
Carburettor control unit A54
Carburettor control warning lamp H71
Carburettor thermostats, pre-heating S198
Carburettor vacuum break modulator R28
Central locking connector X44
Central locking control unit A31
Central locking link rod switch S206
Central locking motor M29
Central locking motor, driver M46
Central locking motor, left rear M47
Central locking motor, passenger front M48

Central locking motor, right rear M49
Central locking relay K35
Central locking relay II (see K35) K64
Central locking remote control unit A56
Central locking switch S100
Central locking switch, passenger door S156
Central locking system fuse F45
Central locking switch, interior S181
Charging diode V15
Choke control unit A38
Choke switch 'high' S220
Choke switch 'low' S221
Choke warning lamp (see A5,S42) H19
Choke warning lamp switch S42
Choke warning lamp thermostats S44
Cigarette lighter fuse, rear F40
Cigarette lighter line fuse, front F41
Cigarette lighter R3
Cigarette lighter lamp (see R3) E29
Cigarette lighter, left rear or single R15
Cigarette lighter, right rear R16
Circuit check warning lamp H48
Circuit test relay, headlamps K70
Circuit test switch S168
Circuit test switching unit S165
Circuit/bulb check control unit A30
Clean window warning sender B84
Clock (see A5) E23
Clock lamp (see E23) E33
Clutch adjustment warning switch S147
Clutch warning lamp (see A5) H43
Coasting cut-off relay K101
Cold start diode V17
Cold start timing relay K36
Cold start valve Y14
Cold start/impulse relay K47
Cold start auxiliary resistor R48
Combination switch S6
Combination switch II S7
Condenser C2
Connectors, miscellaneous X6-X19
Console illumination lamp E46
Console loom connector X50
Consumption indicator gear switch S175
Coolant 'cold' warning lamp (see A5) H23
Coolant 'cold' warning lamp switch S48
Coolant 'hot' warning buzzer H69
Coolant 'hot' warning lamp (see A5) H22
Coolant 'hot' warning lamp/buzzer switch S47
Coolant 'low' radiator sensor B59
Coolant 'low' warning lamp (see A5) H36
Coolant 'low' warning lamp switch S50
Coolant blower motor M6
Coolant blower motor II (see M6) M33
Coolant blower motor relay K12
Coolant blower motor relay II (see K12) K37
Coolant blower motor resistor R46
Coolant blower motor thermostats S24
Coolant blower motor thermostats II (see S24) S102
Coolant/Brake warning lamp flasher (see A5) A17
Coolant pump motor M50
Coolant pump relay K105
Coolant temperature gauge (see A5) P4
Coolant temperature gauge lamp E56

Coolant warning lamp thermost switch S52
Coolant temperature transmitter B4
Courtesy lamp delay switch, door handle S127
Courtesy lamp switch, left front S18
Courtesy lamp switch, left rear S20
Courtesy lamp switch, right front S19
Courtesy lamp switch, right rear S21
Courtesy lamp switch, tailgate/boot S22
Cruise control amplifier A27
Cruise control blocking diode V2
Cruise control brake pedal switch S101
Cruise control clutch pedal switch S82
Cruise control clutch switch S162
Cruise control connector X43
Cruise control erase diode V1
Cruise control indicator lamp H70
Cruise control master switch S79
Cruise control regulator valve Y26
Cruise control relay K63
Cruise control reversing switch S214
Cruise control safety valve Y62
Cruise control selector switch S80
Cruise control sensor B17
Cruise control servo M20
Cruise control throttle valve switch S155
Cruise control unit A15
Current regulator N3

D

DEE control unit A35
DEE warning lamp (see A5) H63
DIS thermost switch S179
Dashboard loom connector X49
Day running lamps relay I (see K42) K43
Day running lamps relay II (see K104) K42
Day running lamps relay III K104
Daytime running lamps resistor R52
Deceleration cut-off solenoid Y57
Deceleration shut-off switch S233
Deceleration vacuum cut-off switch S219
Defroster switch S107
Diagnostic socket X1
Diesel solenoid valve Y49
Differential lock actuator Y71
Differential lock control unit A65
Differential lock display A72
Digital clock (see A5) A6
Dim-dip relay I K102
Dim-dip relay II K107
Dip/main/flash switch (see S6) S4
Dipped beam relay K41
Dipped beam warning lamp (see A5) H55
Distribution box (Relay plate) (see F1) X28
Distributor E13
Door contact switch S117
Door edge lamp E66
Door lock actuator, driver Y30
Door lock actuator, left rear Y31
Door lock actuator, passenger front Y32
Door lock actuator, right rear Y44
Door lock heating ring R43
Door lock heating, time control relay K69
Door lock impulse unit Y29
Door loom connector, driver X51
Door mirror motor, driver M27

Door mirror motor, passenger M28
Door mirror adjusting solenoid, driver Y20
Door mirror adjusting solenoid, passenger Y21
Door open warning lamp, left or single (see A5) H52
Door open warning lamp, right (see A5) H53
Door open warning switch, left front S226
Door open warning switch, left rear S227
Door open warning switch, right front S228
Door open warning switch, right rear S229
Door security warning buzzer (see A5) H30
Driving lamp/Spot lamp, left E16
Driving lamp/Spot lamp, right E17
Driving lamps relay K52
Driving lamps switch S127
Duo-heating water valve Y36

E

EEC control valve solenoid Y5
EGR diode V13
EGR relay K96
EGR system control B28
EGR system valve Y28
EGR vacuum switch S124
EGR warning lamp (see A5) H26
ETC control unit A61
ETC pressure sensor B78
ETC relay K97
ETC sensor, left rear B76
ETC sensor, right rear B77
ETC switch S212
Econolight (amber) vacuum switch S128
Econolight (red) vacuum switch S129
Econolight, amber (see A5) H35
Econolight, red (see A5) H34
Econometer (see A5) P10
Econometer control switch S188
Economy control unit (fuel) A45
Electric window blocking diode V8
Electric window console switch assembly A59
Electric window control unit, left front A76
Electric window control unit, left rear A77
Electric window control unit, right rear A79
Electric window door contact S59
Electric window dual switch, driver's door S126
Electric window dual switch, front passenger door S125
Electric window motor relay K24
Electric window motor relay II K25
Electric window motor relay III K113
Electric window motor relay IV K114
Electric window motor, front left M14
Electric window motor, front right M15
Electric window motor, rear left M16
Electric window motor, rear right M17
Electric window relay K116
Electric window safety switch S72
Electric window switch, driver's door S64
Electric window switch, front passenger door S65
Electric window switch, left front console S68
Electric window switch, left rear S66
Electric window switch, left rear console S70
Electric window switch, right front console S69
Electric window switch, right rear S67
Electric window switch, right rear console S71
Electric window, child safety switch S174
Electric window/Sliding roof control unit A53

Electrohydraulic control valve Y58
Electronic speedometer sensor B33
Electronic brake pad wear control unit A32
Electronic rheostat R56
Electronic speedometer (see A5) P9
Emergency 'STOP' warning lamp (see A5) H56
Emergency lamps relay K6
Emergency lamps switch (see S6) S27
Emergency lamps warning lamp (see A5,S27) H12
Engine bulkhead connector X29
Engine compartment lamp E27
Engine compartment temperature sensor B85
Engine loom connector X48
Engine rpm sensor B75
Engine temperature switch S186
Entrance lamp, left or single E38
Entrance lamp, right E39
Excess fuel starting valve Y46
Expansion tank coolant 'low' sensor B58
External air flap control actuator Y66

F

Fan run-on resistor R47
Fanfare horn B80
Fibre optic illumination lamp E62
Float chamber ventilation Y27
Fog lamp diode V12
Fog lamp relay rear K73
Fog lamp, left E14
Fog lamp, right E15
Fog lamp/s switch illumination E59
Fog lamps 'on' warning lamp, rear (see A5,S32) H21
Fog lamps dipped beam relay K57
Fog lamps fuse F46
Fog lamps relay K2
Fog lamps switch S31
Fog lamps switch connector, front/rear X41
Four wheel drive display H75
Fog lamps 'on' warning lamp, front or single (see A5,S31) H20
Frequency valve - Lambda controlled Y64
Fresh air lamp H79
Front lamp assembly, left A7
Front lamp assembly, right A9
Fuel 'low' warning lamp (see A5) H15
Fuel cap sender B81
Fuel control relay K54
Fuel cut-off thermosthwitch S204
Fuel cut-off valve Y12
Fuel flap actuator Y52
Fuel flap switch S236
Fuel flow sensor B56
Fuel gauge (see A5) P3
Fuel gauge lamp E47
Fuel gauge tank transmitter B3
Fuel injection air temperature sensor B25
Fuel injection baffle plate safety switch S78
Fuel injection connector X35
Fuel injection control unit A2
Fuel injection diagnostic socket X53
Fuel injection fuse F39
Fuel injection idling regulator A46
Fuel injection interface unit A43
Fuel injection power resistor unit A42
Fuel injection pressure sensor B26
Fuel injection relay I K46

Fuel injection relay II (see K46) K60
Fuel injection release contacts S113
Fuel injection series resistor R41
Fuel injection series resistor II R42
Fuel injection solenoids Y3
Fuel injection temperature control switch S130
Fuel injection temperature probe B31
Fuel injection thermo-time switch S77
Fuel injection water temperature sensor B24
Fuel injector set A26
Fuel injectors cooling blower motor M39
Fuel injectors cooling relay K87
Fuel injectors cooling thermosthwitch S196
Fuel 'low' warning switch S135
Fuel pressure regulator Y63
Fuel pressure warning lamp H82
Fuel pump Y1
Fuel pump M12
Fuel pump relay K20
Fuel pump relay fuse F36
Fuel reserve/change-over switch S38
Fuel tank change-over valve Y7
Fuel tank vent valve Y70
Fuel transfer pump M32
Full load enrichment unit A73
Full throttle enrichment valve Y60
Fuse box (see X28) F1-F30
Fuse box lamp E69
Fusible link cable F31

G

Gear change buzzer relay K85
Gear change speed warning buzzer H64
Gearbox fluid thermosthwitch S216
Gearbox switch S178
Gearchange indicator clutch switch S207
Gearchange indicator control unit A14
Gearchange indicator diesel full throttle switch S58
Gearchange indicator impulse sensor, rear axle B71
Gearchange indicator relay K95
Gearchange indicator switch S56
Gearchange indicator vacuum sensor B67
Gearchange indicator vacuum switch S55
Gearchange indicator valve (see A5) Y16
Gearchange indicator warning lamp/s (see A5) H27
Gearchange/Economy indicator unit (see A5) A13
Glove box lamp (see S36) E24
Glovebox lamp switch S36
Glow plug 'overheat' warning lamp H76
Glow plug inhibitor thermosthwitch S205
Glow plugs fuse box F37
Glow plugs/Fuel pre-heater R5
Glowplug relay K22
Glowplug timer relay K93
Glowplugs series resistor R40
Glowplug warning lamp (see A5) H25

H

Hall effect sender unit (see E13) B11
Handbrake 'on' warning lamp (see A5) H17
Handbrake warning lamp switch S35
Handlamp E58
Handlamp socket X46
Hatchback connector HRW X3
Hatchback connector rear wipe/wash X4

Hazard warning switch lamp E45
Headlamp beam adjustment switch S217
Headlamp fusebox F50
Headlamp, left (see A7) E1
Headlamp, left inner (for twin system) (see A7) E3
Headlamp motor, left or single M35
Headlamp motor, right M36
Headlamp relay K1
Headlamp, right (see A9) E2
Headlamp, right inner (for twin system) (see A9) E4
Headlamp vertical aim control lamp E57
Headlamp wash, left or single M10
Headlamp wash, right M11
Headlamp wash/wipe switch S12
Headlamp washer foot switch S138
Headlamp washer pump relay K56
Headlamp washer solenoid valve Y48
Headlamp wipe/wash relay K11
Headlamp wiper, left or single M8
Headlamp wiper, right M9
Headlamps 'on' warning buzzer H45
Headlamp cut-off relay K49
Headlamp washer delay relay K62
Heated back rest, driver R22
Heated back rest, front passenger R21
Heated back rest, left rear R23
Heated back rest, right rear R24
Heated front seats switch S85
Heated mirror, driver (see M27) R26
Heated mirror relay K34
Heated mirror switch (see S30, S98) S184
Heated mirror warning lamp (see S98) H58
Heated mirror, passenger (see M28) R27
Heated rear window R2
Heated rear window connections X30
Heated rear window line fuse F33
Heated rear window relay K13
Heated rear window relay II (see K13) K44
Heated rear window resistor R32
Heated rear window switch S30
Heated rear window switch lamp (see S30) E60
Heated rear window warning lamp (see A5,S30) H16
Heated seat contact switch S211
Heated seat cushion, driver R18
Heated seat cushion, front passenger R17
Heated seat cushion, left rear R19
Heated seat cushion, right rear R20
Heated seat relay K30
Heated seat relay II (see K30) K103
Heated seat switch, driver S139
Heated seat switch, front passenger S140
Heated seat switch, left rear S86
Heated seat switch, right rear S87
Heated seat temperature sensor, driver B64
Heated seat temperature sensor, front passenger B65
Heated seat thermoswitch S197
Heated seat thermoswitch, driver S96
Heated seat thermoswitch, front passenger S97
Heated seat/s 'on' warning lamp H61
Heated windscreen R51
Heated windscreen relay K98
Heated windscreen switch S218
Heated windscreen timer relay K99
Heater coil, warm-up resistor R14
Heater control LED V7

Heater control lamp II (see E28) E42
Heater control lamp III E43
Heater control lamp/s E28
Heater control switch-over valve Y35
Heater control system micro-switch S131
Heater flap switch-over valve Y37
Heater motor pre-resistor (2 speed) R11
Heater motor resistor (see M7) R6
Heater motor resistor II (see R6) R29
Heater relay K112
Heater temperature control, left or single R34
Heater temperature control, right R35
Heater temperature sensor, left or single B34
Heater temperature sensor, right B35
Heater water valve Y55
Heater water valve, switch S192
Heater/AC blower motor M7
Heater/AC motor switch S17
Heater/AC motor switch II (see S17) S81
Heater/AC motor switch III (see S81) S106
Heavy duty emergency lamps relay K19
Heavy duty indicator relay K18
Horn, left or single B1
Horn relay K14
Horn, right B2
Horn switch (see S6) S15
Hot running governor valve Y41
Hot start relay K53
Hot start solenoid Y34
Hydraulic fluid warning switch S232
Hydraulic servo warning switch S177

Ice warning transmitter B57
Ideogram lamp E70
Idle fuel cut-off valve Y17
Idle fuel cut-off valve II Y18
Idle speed control relay K83
Idle speed control unit A12
Idle speed control valve Y56
Idle speed microswitch S189
Idle speed timer relay K92
Idle speed valve diode V14
Idling speed potentiometer R50
Idling switch S57
Ignition adjustment connector X56
Ignition advance control unit A47
Ignition ballast resistor R1
Ignition ballast resistor I R1
Ignition ballast resistor II (see R1) R30
Ignition ballast resistor III R12
Ignition ballast resistor IV R13
Ignition contact relay K79
Ignition control transmitter (see E13) B29
Ignition cut-out pressure switch S199
Ignition cut-out relay K90
Ignition cut-off relay (cruise control) K32
Ignition output stage A52
Ignition retard control unit A33
Ignition/starter switch S1
Ignition switch illumination lamp E61
Ignition switch light relay K109
Ignition warning lamp (see A5) H1
Ignition warning lamp relay K3
Impact sensing switch S164

Impulse trigger sensor B27
In-car temperature sensor B37
Indicator lamp, left front H8
Indicator lamp, left rear (see A8) H10
Indicator lamp, right front H9
Indicator lamp, right rear (see A10) H11
Indicator relay K5
Indicator repeater/Side marker lamp, left H13
Indicator repeater/Side marker lamp, left rear H39
Indicator repeater/Side marker lamp, right H14
Indicator repeater/Side marker lamp, right rear H40
Indicator switch (see S6) S5
Indicator warning buzzer (see A5) H59
Indicator warning lamp, left or single (see A5) H6
Indicator warning lamp, right (see A5) H7
Inertia switch fuel cut-off S39
Instrument illumination, rheostat relay K91
Instrument lighting amplifier A67
Instrument module A75
Instrument panel (see X20-X25) A5
Instrument panel fibre optic A3
Instrument panel multi-plugs (see A5) X20-X25
Intake manifold pre-heater fusebox F48
Intake manifold pre-heater R9
Intake manifold pre-heater relay K23
Intake manifold pre-heater thermost switch S193
Intake manifold pressure sensor B79
Interior lamp rear, left or single E48
Interior lamp rear, right E49
Interior lamp remote switch (see S3) S16
Interior lamp/s, front E12
Interior lamp delay relay K45
Interior lamp remote switch II (see S16) S239
Interior lamp relay K86
Intermittent wiper relay K7
Intermittent wiper/wash relay K8

K

Kick-down actuator Y69
Kick-down relay K106
Knock sensor B69

L

LCD sidelamp warning lamp H73
Lambda probe B72
Lambda probe heater R53
Lambda probe warning lamp H67
Lambda probe test socket X54
Lambda system control unit A60
Lambda system cut-out switch S209
Lambda system pressure differential switch S210
Lambda system pressure switch S208
Lambda system relay K94
Light switch illumination lamp (see S3) E35
Low fuel/pressure sensor B32
Loom connector, passenger door X52

M

MAP sender B83
Magnetic coupling relay K75
Magnetic fan clutch Y40

Main beam relay K40
Main beam warning lamp (see A5) H2
Main lamp switch S3
Main loom connector X47
Map lamp switch S37
Map reading lamp E25
Mirror adjustment change-over switch S99
Mirror adjustment switch S98
Mirror adjustment switch II S167
Mixture control safety switch S146
Module box (see X27) A11
Module box connector (see A11) X27
Multifunction relay K59

N

Number plate lamp, left or single E9
Number plate lamp, right E10

O

'OK to start' lamp H78
Octane adjuster W21
Oil filter pressure switch S203
Oil level control unit A70
Oil level gauge P14
Oil level low warning lamp (see A5) H37
Oil level sensor B86
Oil level warning lamp switch S26
Oil pressure gauge (see A5) P6
Oil pressure gauge lamp E37
Oil pressure monitor control unit A36
Oil pressure relay K115
Oil pressure switch II S222
Oil pressure switch, converter S195
Oil pressure switch, fuel cut-off S183
Oil pressure transmitter B6
Oil pressure warning lamp (see A5) H5
Oil pressure warning lamp switch (see S222) S25
Oil temperature gauge (see A5) P5
Oil temperature gauge lamp E32
Oil temperature transmitter B5
Oil temperature warning lamp (see A5) H57
Optional equipment connector X36
Overdrive indicator lamp (see A5) H44
Overdrive locking switch S160
Overdrive relay K66
Overdrive solenoid Y9
Overdrive switch (MT)/Mode selector (AT) S159
Overhead console A21
Overload relay K21

P

Panel lamp/s (see A5) E11
Panel lamps dimmer rheostat (see S3,A5) R4
Panel lamps switch S14
Parking lamp, left or single H41
Parking lamp, right H42
Parking lamp relay K65
Parking lamp switch (see S1,S3,S6) S41
Parking lamp switch II (see S41) S148
Parking lamp/s E22
Part-throttle channel heater R10
Photo cell V18

Potentiometer R45
Power saving relay K68
Power steering pressure switch S231
Power steering valve Y73
Pre-glow temperature sensor B49
Pre-glow temperature transmitter B18
Pre-throttle valve Y61
Pressure flow capacitor connector X37
Pressure regulator switch S166
Printed circuit board, heater control W19
Printed circuit board, instrument panel W13
Printed circuit board, interior lamps W12
Printed circuit board, service interval W20

R

Radiator sensor, coolant 'low' B59
Radio aerial M52
Radio aerial motor M13
Radio aerial switch S40
Radio connector X34
Radio line fuse F32
Radio speaker balance control unit A34
Radio speaker connector X55
Radio speaker, left B51
Radio speaker, left or single B8
Radio speaker, right B50
Radio speaker, right rear B52
Radio/Stereo remote control switch S201
Radio/Stereo unit A1
Radio suppressor C3
Radio suppressor II C4
Reading lamp relay K29
Reading lamp, front E53
Reading lamp, left rear E51
Reading lamp, right front E68
Reading lamp, right rear E52
Rear differential lock S224
Rear door closer A69
Rear fog lamp, left or single (see A8) E18
Rear fog lamp, right (see A10) E19
Rear fog lamp/s switch S32
Rear interior lamp switch S132
Rear interior lamp switch (remote) S73
Rear intermittent wiper relay K9
Rear lamp assembly, left A8
Rear lamp assembly, right A10
Rear loom connector X5
Rear washer motor M5
Rear washer switch S11
Rear wash/wipe connections X31
Rear wash/wipe relay K10
Rear wash/wipe switch S10
Rear wiper line fuse F34
Rear wiper motor M4
Recirculation lamp H80
Reference mark sensor B54
Relay plate II (see X28) X38
Reverse cut-off relay, cruise control K31
Reversing lamp, left or single (see A8) E20
Reversing lamp, right (see A10) E21
Reversing lamps switch S28
Right rear window control unit A79
Rocker panel illumination E65
Run-on fan control unit A64

S

Seat adjustment control unit A50
Seat adjustment relay K88
Seat adjustment relay II (see K88) K110
Seat adjustment line fuse, driver F43
Seat adjustment line fuse, front passenger F44
Seat back lock Y74
Seat backrest adjustment motor, driver M40
Seat backrest adjustment motor, front passenger M41
Seat belt contact switch, driver S123
Seat belt contact switch, passenger S122
Seat belt lamp E64
Seat belt relay K78
Seat belt switch, passenger seat S121
Seat belt warning buzzer H65
Seat belt warning lamp (see A5) H32
Seat fore/aft motor, driver M21
Seat fore/aft motor, front passenger M24
Seat fore/aft switch, driver S90
Seat fore/aft switch, front passenger S93
Seat front height adjustment motor, driver M22
Seat front height adjustment motor, front passenger M25
Seat heater circuit fuse F42
Seat height switch, driver S91
Seat height switch, front passenger S94
Seat multi-function switch, driver S144
Seat multi-function switch, front passenger S143
Seat operating unit A51
Seat operating unit lamp E63
Seat rear height adjustment motor, front passenger M26
Seat rear height adjustment, driver M23
Seat rear height switch, driver S92
Seat rear height switch, front passenger S95
Seat recline motor, driver M44
Seat recline motor, front passenger M45
Seat recline switch, driver S142
Seat recline switch, front passenger S141
Seat switch assembly, driver A18
Seat switch assembly, front passenger A20
Secondary fuse box F49
Self-levelling suspension compressor M30
Self-levelling suspension connector X42
Self-levelling suspension relay K67
Self-levelling suspension sensor B16
Self-levelling suspension solenoid Y51
Service indicator (see A5) H50
Side lamp, left (see E1) E5
Side lamp, right (see E2) E6
Side lamps 'on' warning buzzer H74
Side lamps 'on' warning lamp (see A5) H51
Side/Tail lamps connector X45
Sliding roof limit switch II (see M18, S88) S158
Sliding roof motor M18
Sliding roof relay K33
Sliding roof resistance switch S89
Sliding roof series resistor R25
Sliding roof switch S60
Sliding roof switch II (see S60) S157
Sliding roof travel limit switch (see M18) S88
Solenoid valve assembly (heater) A29
Spare cable W1
Spare cable, AC W17
Spare cable, AC idle speed solenoid W14
Spare cable, AT unit W6

Spare cable, dash panel W4
Spare cable, electric aerial W16
Spare cable, engine compartment W10
Spare cable, engine rear bulkhead W3
Spare cable, headlamp wash motor W9
Spare cable, headlamp wash relay W8
Spare cable, heated door mirror W7
Spare cable, impact sensing switch W18
Spare cable, instrument panel W5
Spare cable, left front engine compartment W2
Spare cable, sliding roof/heated seats W15
Spare cable, transmission unit W11
Spare warning lamp H81
Spark control valve Y59
Speaker balance rheostat R44
Speed sensor B55
Speedometer lamp E34
Starter motor M1
Starter relay K4
Starter solenoid Y2
Starter switch S2
Steering column switch assembly A22
Stepper/Mixture control motor M42
Stop and tail lamp sensor B63
Stop lamps switch S13
Stop lamps switch II (see S13) S108
Stop lamp warning indicator H47
Stop lamp, centre H85
Stop lamp, left (see A8) H3
Stop lamp, right (see A10) H4
Stop-start system 'on' warning lamp (see S194) H62
Stop-start system blocking diode V5
Stop-start system brake pedal switch S109
Stop-start system clutch pedal switch S110
Stop-start system control unit A24
Stop-start system master switch S194
Stop-start system speed sensor B66
Stop-start system switch off relay K84
Stop-start system throttle pedal switch S111
Stop/start system sender unit B23
Suspension level selector switch S114
Suspension pressure switch S115
Suspension system warning lamp (see A5) H38
Switch ideogram LED V9
Switch illumination lamp E44

T

Tachometer (see A5) P7
Tachometer lamp E50
Tail lamp warning indicator H46
Tail lamp, left (see A8) E7
Tail lamp, right (see A10) E8
Tailgate close switch S230
Tailgate isolator switch S134
Tailgate sliding contact, left or single X32
Tailgate sliding contact, right X33
Tailgate/Bootlid release actuator Y43
Taxi sign lamp E55
Taximeter (see A5) P8
Temperature gauge, outside air (see A5) P12
Temperature sensor B36
Temperature sensor blower M51
Temperature switch (glowplug) S49

Temperature warning lamp blocking diode V3
Test cable W22
Thermal fuse F51
Thermoswitch duo-jet system S52
Throttle by-pass valve Y53
Throttle switch S104
Throttle valve positioner Y72
Throttle valve regulator A55
Throttle valve system S112
Top-dead centre transmitter B7
Trailer indicator relay (see K5) K81
Trailer socket X2
Trailer warning lamp (see A5) H24
Transistorised ignition control unit A4
Trip computer (see A5) A19
Trip computer connector X40
Trip computer control switch assembly A62
Trip computer relay K80
Turbo boost gauge (see A5) P11
Turbo boost pressure switch S103
Turbo-charger air pressure, solenoid Y68
Turbo-charger control unit A41
Turbo-charger coolant thermoswitch S223
Turbo maximum pressure warning lamp H68
Two-way radio switch S120

V

Vacuum advance switch S187
Vacuum control valve Y80
Valve timing variator Y81
Vanity mirror lamp E54
Vanity mirror lamp, right front E67
Vanity mirror switch S237
Voice synthesizer control unit A37
Voice synthesizer cutout relay K77
Voice synthesizer speaker B70
Voice synthesizer test switch S200
Voltage regulator (see G1) N1
Voltage stabiliser (see A5) N2
Voltmeter (see A5) P1
Voltmeter lamp E36

W

Warm up regulator Y13
Warning flasher connector X26
Wash switch (single) S9
Wash/wipe foot switch S45
Wash/wipe push switch S163
Wash/wipe jet heater, left or single R37
Wash/wipe jet heater, right R38
Washer fluid 'low' warning lamp (see A5) H33
Washer fluid 'low' warning lamp switch S136
Washer motor M3
Water separator sensor B82
Windscreen washer delay relay K61
Windscreen wiper foot switch S154
Wipe/wash switch (see S6,S7) S8
Wiper intermittent resistor R33
Wiper motor M2
Wiper motor amplifier A49
Wiper motor switch rear S145
Wiper relay K111
Wiper switch S137

Terminal Designations according to DIN 72552

The terminal markings laid down in this Standard for motor vehicle electrical systems, are to ensure as faultless a connection as possible of electrical apparatus, especially in the event of repair or replacement units.

The development of new equipment necessitates the use of multi-pole connectors for which the terminal markings according to DIN 72552 are no longer adequate. For these, a numerical or alphabetical sequence is used, that has no particular relation to the functions concerned.

Ignition/Supplementary Systems, Battery, Motors

1	Low voltage (Ignition coil, distributor)
	Distributor with two separate circuits
1a	To contact breaker 1
1b	To contact breaker 2
2	Short-circuit terminal (magneto ignition)
4	High voltage (ignition coil, distributor)
	Distributor with two separate circuits
4a	From ignition coil 1, terminal 4
4b	From ignition coil 2, terminal 4
7	Base series resistor to or from ignition distributor (control switch contact)
15	Switched positive output from battery, ignition switch output
15a	Output at ballast resistor to ignition coil
17	Glow-plug and starter switch, starting
19	Glow-plug and starter switch, preheating
30	Input direct from battery positive
30a	Series-parallel switch Input from battery 2 positive with 12/24v systems
31	Return direct to battery, negative or ground
31b	Return to battery negative or ground via switch or relay (switched negative)
	Electric motors
32	Return*
33	Main terminal connection*
33a	Cycle completion switch off
33b	Shunt field
33f	For second, lower speed
33g	For third, lower speed
33h	For fourth, lower speed
33L	Counterclockwise rotation
33R	Clockwise rotation

(*Polarity change possible at terminals 32-33)

Generator, Regulator, Starting Lighting Systems

44	Voltage compensation at generator regulators, with two or more generators operated in parallel
45	Output at separate starting relay, input at starter motor (main current)
	For parallel operation of two starter motors
45a	Starter relay output for engaging current to starter motor 1 Input of starter motors 1 and 2
45b	Starter relay output for engaging current to starter motor 2
	Control of starting
48	Terminal at starter motor and start repeating relay

49	Indicator (pulse generator), input
49a	Indicator (pulse generator), output
49b	Indicator output, second indicator circuit
49c	Indicator output, third circuit
50	Starter motor control (direct)
50a	Starter motor control (indirect), battery change-over relay
50b	Starter motor control with parallel operation of two starter motors
50c	Input for starter relay for starter Motor 1, for sequence control of its actuating current. For parallel operation of two starter motors
50d	Input for starter relay for starter motor 2 for sequence control of its actuating current. For parallel operation of two starter motors
50e	Start locking relay, input
50f	Start locking relay, output
50g	Start repeating relay, input
50h	Start repeating relay, output
51	DC voltage at rectifier of AC generator
51e	DC voltage at rectifier of AC generator with choke coil for daytime driving
52	Tyre pressure drop indicator or other signal transmission for trailer to towing vehicle
53	Wiper motor, input (+)
53a	Wiper (+), parking
53b	Wiper (shunt winding)
53c	Electric windshield washer pump
53e	Wiper (brake winding)
53i	Wiper motor with permanent magnet and third brush (for higher speed)
54	Stop lamps
54g	Electromagnetically operated pneumatic valve for retarder in trailer
55	Fog lamps
56	Headlamps
56a	Upper beam and upper beam indicator
56b	Lower beam
56d	Headlamp flasher contact
57	Sidelamp for motor cycles, (also cars, trucks, etc)
57a	Parking lamps
57L	Parking lamp, left
57R	Parking lamp, right

Generator, Regulator, Lighting Systems

58	Sidelamp, tail, number plate and instrument panel lamps
58b	Tail lamp switch-over for two wheel tractors
58c	Trailer plug and socket for single line tail lamp, fused in trailer
58d	Adjustable instrument panel lighting

58L	Tail and side marker lamps, left
58R	Tail and side marker lamps, right, number plate lamp
59	AC voltage, output rectifier input
59a	Charging armature, output
59b	Tail lamp armature, output
59c	Stop lamp armature, output
61	Charge indicator
63	Generator regulator, regulated voltage
63a	Generator regulator, current limitation
64	Transistor regulator, generator current limitation, control lead
71	Tone sequence control unit, input
	Tone sequence control unit, output
71a	to horns 1 and 2, low
71b	to horns 1 and 2, high
72	Alarm switch (rotating beacon)
75	radio, cigarette lighter
76	Loudspeaker
77	Door valve control heading switches

Switches

81	Input to break contact and to change-over contact
	Break contact and change over contact (break-contact side)
81a	Output 1
81b	Output 2
82	Make contact input
82a	Make contact, output 1
82b	Make contact, output 2
82z	Make contact, input 1
82y	Make contact, input 2
83	Multi-position switch, input
	Multi-position switches
83a	Output, position 1
83b	Output, position 2
83L	Output, position left
83R	Output, position right

Relays

84	Current relay input end of winding
	Current relay
84a	Output end of the winding
84b	Output
85	Electromagnetic actuator, output (output end of the winding, negative or ground)

86	Electromagnetic actuator, input (input end of the winding)
86a	Electromagnetic actuator, input (input end of the winding, or first winding)
86b	Electromagnetic actuator, input (winding tap or second winding)
87	Input to relay break-contact or to relay change over contact
	Relay break contactor relay change-over contact (break-contact side)
87a	Output 1
87b	Output 2
87c	Output 3
	Relay break-contact or relay change-over contact
87z	Input 1
87y	Input 2
87x	Input 3
88	Relay make - contact input
	Relay make-contact or relay change-over contact (make contact side)
88a	Output 1
88b	Output 2
88c	Output 3
	Relay make-contact or relay change-over contact
88z	Input 1
88y	Input 2
88x	Input 3

Generator, Generator Regulators

B+	Battery positive
B-	Battery negative
D+	Dynamo positive
D-	Dynamo negative
DF	Dynamo field
DF1	Dynamo field 1
DF2	Dynamo field 2
	Alternator with separate rectifier
J	Excitation winding positive
K	Excitation winding negative
Mp	Mid-point terminal
	Alternator
U.V.W.	Individual phase terminals

Direction Indicators

C	First indicator lamp
CO	Main terminal for indicator circuits separate from the indicator relay
C2	Second indicator lamp
C3	Third indicator lamp (i.e. for two-trailer operation)
L	Indicator lamp, left
R	Indicator lamp, right

Cross-reference for old and new terminal designation DIN 72552

Old	New	Old	New	Old	New
1	1, 53 (Wiper), 53e	51	51, 59, B+	K2	C2
2	2, 53e	51	59	K3	C2, C3
3	53, 53b (Wiper)	51a	59	K4	C3
4	4, 53a, 53b (Wiper)	51B+	B+	L54	L (54)
15	15, 49 (Indicator lamp)	54	54, 53a, 54g	L54b	Lb
15+	49	54/15	15	N	55
15/54	15, 49, 54	54d	53 (Wiper)	P	C 57a
16	15a, 15	54e	33b, 53b (Wiper)	PL	57 L
30	30, 33 (Motor)	54 L	49a	PR	57 R
30/51	30, 87, 88 (Relay)	58	58, 58 L, 58 R	R	R, 75
30f	45	58b	58b, 58d	R 54	R, (R 54)
30h	45, 45a	59	59a	R 54b	Rb
30h I	45a	85d	31b (Alarm switch)	S	49a, 53 (Wiper)
30h II	45b	B+ 30	B+	S4	49a
30 L	33 L (Motors)	B+ 51	B+	SBL	(L 54)
30 R	33 R (Motors)	D+/61	D+	SBR	(R 54)
31	31, 31c, 32 (Motors)	D-/61	D-	VL	L
31a	31a, 31c	H	71	VR	R
31 B-	B-	HL	L (L54 b)	+	15, 49 (Indicator lamp)
50	50, 50b, 50f, 50h	HR	R (R 54b)		53, 53a (Wiper)
50a	50, 50a, 50e, 50g	K	C	+2	53a
50b	50d	KO	CO	+15	49
50k	50d	K1	C, C2	-	1 (Ignition coil), 31
50 II	50c				

Power consumption of electrical components (average values)

Battery ignition	20W
Blower motor	80W
Cigarette lighter	100W
Fog lamps	35W each
Fog warning lamp	35W
Glowplugs	100W each
Headlamps, dipped beam	55W each
Headlamps, main beam	60W each
Heated rear window	120W
Horns and fanfare horns	25...40W each
Instrument panel lamps	2W each
Interior lamps	5W each
Indicator lamps	21W each
Number plate lamp	10W
Parking lamp	3...5W
Radio	10...15W
Reversing lamps	25W
Sidemarkers	4W each
Starter motor (car)	08...3kW
Stoptlamps	18W
Tail lamps	5W each
Vehicle heater	20...60W
Windscreen wiper	90W

Alternator Terminal Markings

Cross-reference for Alternator terminal markings in accordance with DIN and other terminal designations

DIN and Bosch	B+	DF	D+	61	D-
Lucas	A ¹	F	D	WL, IND	B-, 31, E, -
Delco-Remy	BAT,	F	GEN	L	GND
Auto-Lite	BAT	FLD	ARM		GND
	B,	F,	A,	I	G,
Ducellier	BAT,	EXC,	DYN		M
	B	E	D		
FIAT	30	67	15		31







Note ¹A1 = load

Conductor Size Cross Section










mm ²	Application
0.5	Number plate, tail, dome, instrument panel and indicator lamps, clock, fuel gauge
0.75	Brake tail lamps, ignition distributor, side lamps, windscreen wipers
1.0	Indicators
1.5	Headlamp individual cable from fusible link, horn, up to 6A
2.5	Headlamp multiple wire harness up to fusible link, horn, over 6A
1.5 to 6	Other connecting cables
4 to 25	Charge cable
16 to 95	Starter motor cable

Electrical Symbols


A - ASSEMBLIES

Memory	
Aerial	
Radio/Stereo	
Radio/Stereo	
Transistorised unit	
Electronic speedometer	









B - TRANSDUCERS


Horn	
Horn	
Loudspeaker	
Voice synthesizer	
Heated bi-metallic actuator	
Sensor	
Capacitive sensor	
Inductive sensor	
Inductive sensor - controlled by reference mark	


C - CAPACITORS

Power source/battery	
----------------------	---

E - LAMPS

Headlamp main beam	
Headlamp dipped beam	
Side lamp	
Driving lamp	
Fog lamp front	
Fog lamp rear	
Reversing lamp	
Interior lamp	

Map reading lamp	
------------------	--

Compartment lamp	
------------------	--

Lamp	
------	--

Lamp	
------	--

F - PROTECTIVE DEVICES

Fuse	
------	--


G - GENERATORS

Generator	
-----------	--

H - WARNING DEVICES

Indicator	
-----------	--

Indicator lamp left	
---------------------	--

Indicator lamp right	
----------------------	--

Emergency lamps	
-----------------	---

K - RELAYS

Relay	
-------	--

M - MOTORS

Motor	
-------	--

Electric aerial	
-----------------	--

N - REGULATORS


Voltage regulator	
-------------------	--

P - METERS/GAUGES

Gauge	
-------	--


R - RESISTORS

Resistor	
----------	--


Variable resistor/rheostat	
----------------------------	--


Cigarette lighter	
-------------------	--

Heating element	
-----------------	--

Fuel pre-heater/glow plugs	
----------------------------	--

Heated rear window	
--------------------	--

Heated windscreen	
-------------------	--

Heated door mirror	
--------------------	---


Heated seat	
-------------	---

S - SWITCHES

Switch	
--------	---

Contact switch	
----------------	---

Pressure switch	
-----------------	---

Temperature switch	
--------------------	---

T - TRANSFORMERS

Ignition coil	
---------------	---

V - SEMI-CONDUCTORS


Light emitting diode	
----------------------	---

Photo diode	
-------------	---





























































W - SPARE CABLES

Connector	
-----------	---

Y - SOLENOIDS

Solenoid valve	
----------------	---

Identification Symbols

Air mass/temperature/flow/conditioning		Engine torque control		Tachometer/idle speed	
Anti-lock braking system		Exhaust gas		Temperature	
Ashtray		Four wheel drive		Time	
Automatic transmission		Fuel/fuel injection		Trailer	
Battery/ignition		Gear change		Turbocharger	
Bonnet		Handbrake		Washer fluid level	
Bootlid/tailgate		Headlamp motor		Windscreen wash/wipe	
Brake fluid/handbrake		Headlamp wash		Windscreen washer	
Brake fluid/pressure		Headlamp wipe/wash		Windscreen wiper	
Brake pad wear		Headlamp wiper			
Brake warning		Heater/AC blower motor			
Carburettor/choke		Intake manifold			
Central locking		Lambda			
Circuit/bulb check		Liquid level/air flow			
Clock		No symbol			
Coolant blower		Rear screen wash/wipe			
Coolant level		Rear screen washer			
Coolant temperature		Rear screen wiper			
Cruise control		Rotational speed			
Digital clock/trip computer		Seat belt			
Distributor		Seat fore/aft			
Door		Seat height			
Door mirror		Seat recline			
Electric window		Sliding roof			
Engine oil		Speed			
Engine oil level		Steering column/wheel	